

# City of Deer Park Annual Budget for the Fiscal Year October 1, 2017 – September 30, 2018

Presented by:  
James Stokes, City Manager

This budget will raise more revenue from property taxes than last year's budget by an amount of \$737,436, which is a 4.57 percent increase from last year's budget. The property tax revenue to be raised from new property added to the tax roll this year is \$312,662.

## City Council Record Vote

On September 19, 2017, the members of the governing body voted on the adoption of the budget as follows:

Jerry Mouton	Mayor
Sherry Garrison	Position 1
Thane Harrison	Position 2
Tommy Ginn	Position 3
Bill Patterson	Position 4
Ron Martin	Position 5
Rae Sinor	Position 6

## Property Tax Rate Comparison (Per \$100 Valuation)

	<u>FY 2016-2017</u>	<u>FY 2017-2018</u>
Adopted Tax Rate	\$0.720000	\$0.720000
Effective Tax Rate	\$0.683862	\$0.698346
Effective M&O Tax Rate	\$0.493662	\$0.504191
Rollback Tax Rate	\$0.733211	\$0.731012
Debt Tax Rate	\$0.200057	\$0.186486

Debt obligations secured by property taxes in fiscal year 2017-2018 are \$4,624,566.

**CITY OF DEER PARK  
2017 - 2018 ANNUAL BUDGET  
GENERAL FUND REVENUES & RESOURCES**

DESCRIPTION	ACTUAL 15-16	BUDGET 16-17	ESTIMATED 16-17	PROJECTED 17-18
<b><u>Tax Revenue</u></b>				
3101 Current Taxes	\$ 11,596,748	\$ 12,946,440	\$ 12,550,000	\$ 13,351,017
3102 Industrial District	13,058,596	11,528,238	11,277,000	11,321,524
3111 Delinquent Taxes	35,754	103,000	262,000	103,000
3115 Penalty & Interest	117,706	111,000	129,000	121,000
3118 Tax Certificates	170	200	300	200
3119 Attorney Fees	-	50,000	40,000	50,000
3120 Sales Tax Revenue	6,553,553	5,800,000	6,200,000	5,850,000
3121 Franchise Tax Revenue	2,129,053	2,050,000	1,955,000	1,950,000
<b>Total Tax Revenue</b>	<b>33,491,580</b>	<b>32,588,878</b>	<b>32,413,300</b>	<b>32,746,741</b>
<b><u>Service Fees</u></b>				
3202 Commercial Garbage Fees	958,343	950,000	980,000	991,000
3205 Garbage Sack Fees	18,700	18,000	17,000	18,000
3206 Commercial Garbage Contract Fee	114,721	114,000	117,600	117,600
3207 Commercial Garbage Processing Fee	76,481	76,000	78,400	78,400
3212 Late Charges	9,092	10,000	9,800	10,000
<b>Total Service Fees</b>	<b>1,177,336</b>	<b>1,168,000</b>	<b>1,202,800</b>	<b>1,215,000</b>
<b><u>Fines</u></b>				
3307 Uniform Traffic Act	25,411	27,000	21,144	21,000
3308 Arrest Fees	58,409	60,000	56,467	56,000
3309 Warrant Fees	171,417	197,000	169,443	169,000
3310 Court Fines & Fees	1,279,147	1,168,000	1,162,981	1,163,000
3311 Pound Fees	14,672	14,200	14,000	14,200
3312 Mowing Fees	34,940	39,000	36,000	39,000
3313 Library Fines	16,229	14,000	15,000	15,000
3314 Time-to-Pay (TTP) Fee	27,355	29,000	26,769	27,000
<b>Total Fines</b>	<b>1,627,580</b>	<b>1,548,200</b>	<b>1,501,804</b>	<b>1,504,200</b>
<b><u>Permits &amp; Licenses</u></b>				
3408 Alarm Permits	61,650	50,000	58,000	58,000
3409 False Alarm Fees	14,775	10,000	14,000	14,000
3410 Building Permits	322,520	320,000	320,000	300,000
3411 Electrical Permits	61,587	40,000	70,000	60,000
3412 Mechanical Permits	43,151	35,000	35,000	35,000
3419 Liquor License	3,033	2,500	3,000	2,500
3420 Specific Use Permits	300	1,000	300	1,000
3421 Variance Permits	1,050	1,500	2,900	3,000
3440 Electrical Licenses	23,920	25,000	25,000	25,000
3441 Dog License Fees	1,710	3,000	1,800	2,000
3442 Wrecker License Fees	450	500	450	450
3443 Private Ambulance Permits	1,400	1,400	350	350
<b>Total Permits &amp; Licenses</b>	<b>535,546</b>	<b>489,900</b>	<b>530,800</b>	<b>501,300</b>

**CITY OF DEER PARK  
2017 - 2018 ANNUAL BUDGET  
GENERAL FUND REVENUES & RESOURCES**

DESCRIPTION	ACTUAL 15-16	BUDGET 16-17	ESTIMATED 16-17	PROJECTED 17-18
<b><u>User Fees</u></b>				
3504 Rezoning Request Fees	1,600	2,000	1,200	2,000
3505 Recreation Program Fees	108,770	100,000	90,000	90,000
3506 Dance Program Fees	117,557	110,000	110,000	110,000
3507 Theatre Program Fees	38,298	40,000	40,000	40,000
3509 Pool Concessions	19,251	15,000	15,000	15,000
3510 Instruction Class Fees	102,891	70,000	80,000	80,000
3511 Building Rental Fees	113,694	75,000	100,000	100,000
3512 Coin & Vending Mach. Fees	2,040	5,000	2,500	2,500
3513 Pool Admission Fees	56,328	50,000	55,000	55,000
3515 Plat Filing Fees	4,439	1,500	6,000	1,500
3516 Subdivision Street Light Fees	-	10,000	11,023	-
3517 Athletic Fees	115,173	100,000	70,000	80,000
3518 Maxwell Program Fees	126,887	80,000	100,000	110,000
3519 Garage Sale Fees	8,390	7,400	8,900	8,000
3520 Filing Fees	225	500	285	250
3522 Ambulance Fees	718,997	500,000	820,000	750,000
3523 Drill Field Fees	50,337	30,000	65,000	50,000
3524 Police Department Programs	5,998	3,000	6,000	5,000
3525 DPISD SRO Program	182,736	150,000	150,000	150,000
3526 STEP Program	48,093	45,000	50,000	50,000
3527 Fire Marshal Fees	27,633	20,000	30,000	30,000
3529 Aquatic Program Fees	27,265	5,000	20,000	25,000
3530 Pool Rental Fees	6,955	10,000	10,000	10,000
3531 Theatre Ticket Fees	119,800	130,000	130,000	130,000
<b>Total User Fees</b>	<b><u>2,003,355</u></b>	<b><u>1,559,400</u></b>	<b><u>1,970,908</u></b>	<b><u>1,894,250</u></b>

**CITY OF DEER PARK  
2017 - 2018 ANNUAL BUDGET  
GENERAL FUND REVENUES & RESOURCES**

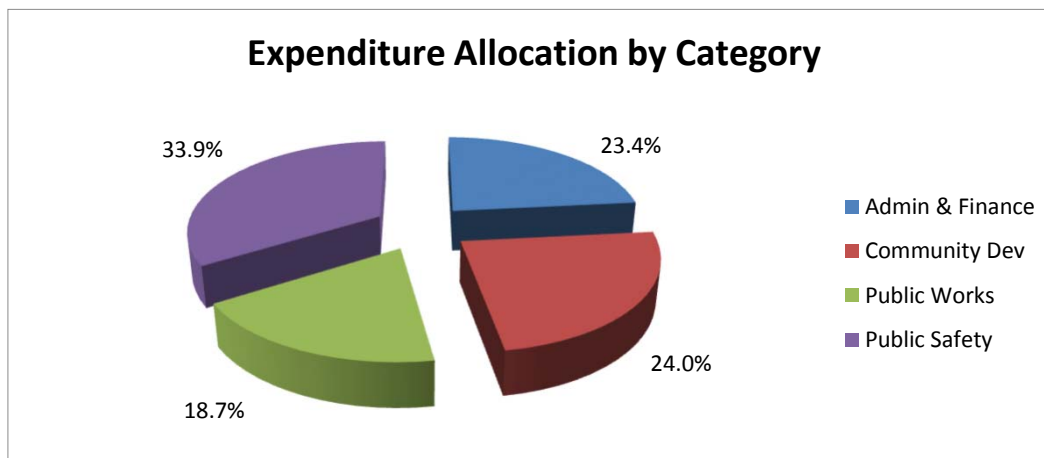
DESCRIPTION	ACTUAL 15-16	BUDGET 16-17	ESTIMATED 16-17	PROJECTED 17-18
<b><u>Other Revenue</u></b>				
3612 Meals for Seniors	25,522	25,000	20,000	10,000
3613 Afterschool Program	364,235	350,000	350,000	350,000
3614 Sale of Surplus Materials	102,690	10,000	50,000	10,000
3620 Investment Revenue	146,851	80,000	190,000	150,000
3626 Copy Fees	7,895	2,500	6,500	5,000
3627 Accident Reports	4,179	1,500	4,000	1,500
3630 Insurance Reimbursement	80,300	-	35,200	-
3631 Miscellaneous Revenue	31,833	2,500	36,000	2,500
3660 Cash Over/Short	22	-	600	-
3698 Proceeds from Capital Leases	178,500	-	-	-
3699 Intergovernmental Revenue	-	-	-	-
<b>Total Other Revenue</b>	<b><u>942,026</u></b>	<b><u>471,500</u></b>	<b><u>692,300</u></b>	<b><u>529,000</u></b>
<b><u>Special Revenue</u></b>				
3830 Texas Forest Service Grant	7,366	10,000	10,000	10,000
3837 SETRAC Grant	-	-	-	-
3840 Bulletproof Vest Grant	2,275	-	-	-
<b>Total Special Revenue</b>	<b><u>9,641</u></b>	<b><u>10,000</u></b>	<b><u>10,000</u></b>	<b><u>10,000</u></b>
<b>Total Current Revenue</b>	<b>39,787,065</b>	<b>37,835,878</b>	<b>38,321,912</b>	<b>38,400,491</b>
<b><u>Resources</u></b>				
3640 Transfer from Water/Sewer	94,480	98,200	98,200	99,421
3642 Transfer from Municipal Court Fund	96,646	158,169	158,169	162,174
3642 Transfer from Hotel/Motel Tax Fund	169,345	168,500	168,500	173,850
<b>Total Resources</b>	<b><u>360,471</u></b>	<b><u>424,869</u></b>	<b><u>424,869</u></b>	<b><u>435,445</u></b>
<b>Total Current Revenue &amp; Resources</b>	<b>40,147,536</b>	<b>38,260,747</b>	<b>38,746,781</b>	<b>38,835,936</b>
<b>Prior Year Revenue</b>	<b>-</b>	<b><u>263,325</u></b>	<b><u>3,122,440</u></b>	<b><u>3,667,115</u></b>
<b>Total Revenue &amp; Resources</b>	<b><u>\$ 40,147,536</u></b>	<b><u>\$ 38,524,072</u></b>	<b><u>\$ 41,869,221</u></b>	<b><u>\$ 42,503,051</u></b>

**CITY OF DEER PARK  
2017-2018 ANNUAL BUDGET  
GENERAL FUND EXPENDITURE SUMMARY**

DEPARTMENT	ACTUAL 15-16	BUDGET 16-17	ESTIMATED 16-17	ADOPTED 17-18
<b><u>ADMINISTRATION &amp; FINANCE</u></b>				
101 Mayor & Council	\$ 48,267	\$ 63,350	\$ 56,826	\$ 63,550
102 City Manager	839,309	910,202	848,231	951,810
103 Boards & Commissions	10,726	15,408	10,835	15,408
104 Municipal Court	389,164	419,506	405,303	444,901
105 General Government	5,639,034	4,560,207	3,875,542	4,348,410
106 Legal Services	91,931	152,000	152,000	152,000
107 Human Resources	342,888	343,225	322,833	382,418
200 Information Technology	1,325,496	1,483,441	1,574,761	1,605,167
201 Finance	615,418	663,161	643,179	687,220
202 City Secretary	416,930	453,700	366,502	402,643
314 Warehouse	80,030	76,355	74,803	77,954
<b>Total Administration &amp; Finance</b>	<b><u>9,799,191</u></b>	<b><u>9,140,555</u></b>	<b><u>8,330,814</u></b>	<b><u>9,131,481</u></b>
<b><u>COMMUNITY DEVELOPMENT</u></b>				
401 Planning & Development	1,896,559	1,959,379	1,830,947	1,939,794
409 Beautification	26,480	25,000	25,000	45,000
410 Park Maintenance	2,192,927	3,259,668	3,131,446	2,545,414
411 Recreation	1,464,633	1,559,153	1,534,393	1,614,593
412 Athletics & Aquatics	858,394	874,318	869,785	875,642
415 Senior Services	549,552	562,589	554,660	564,077
416 After School Program	293,462	393,645	325,434	401,988
417 Drama	430,268	452,606	443,213	503,232
420 Library	997,413	1,122,332	1,034,797	1,141,242
<b>Total Community Development</b>	<b><u>8,709,687</u></b>	<b><u>10,208,690</u></b>	<b><u>9,749,675</u></b>	<b><u>9,630,982</u></b>
<b><u>PUBLIC WORKS</u></b>				
413 Building Maintenance	589,599	687,571	657,222	667,180
402 Sanitation	3,753,958	3,857,439	3,797,939	4,016,136
403 Street Maintenance	1,166,591	1,449,559	1,351,576	1,926,225
404 Fleet Maintenance	689,229	962,702	693,957	744,177
405 Humane Services	236,407	258,733	247,302	263,072
<b>Total Public Works</b>	<b><u>6,435,784</u></b>	<b><u>7,216,004</u></b>	<b><u>6,747,996</u></b>	<b><u>7,616,790</u></b>

**CITY OF DEER PARK  
2017-2018 ANNUAL BUDGET  
GENERAL FUND EXPENDITURE SUMMARY**

DEPARTMENT	ACTUAL 15-16	BUDGET 16-17	ESTIMATED 16-17	ADOPTED 17-18
<b><u>PUBLIC SAFETY</u></b>				
300 Police Department	8,701,667	9,446,760	8,844,325	9,832,451
303 Emergency Management	448,038	446,259	457,071	460,660
304 Fire Department	656,212	687,712	666,432	659,608
305 Emergency Medical Services	965,172	1,176,424	1,121,341	1,340,986
307 Fire Marshal	<u>162,730</u>	<u>151,668</u>	<u>144,587</u>	<u>157,653</u>
<b>Total Public Safety</b>	<b><u>10,933,818</u></b>	<b><u>11,908,823</u></b>	<b><u>11,233,756</u></b>	<b><u>12,451,358</u></b>
<b>TOTAL OPERATING BUDGET</b>	<b><u>35,878,480</u></b>	<b><u>38,474,072</u></b>	<b><u>36,062,241</u></b>	<b><u>38,830,611</u></b>
<b><u>TRANSFERS OUT</u></b>				
Operating Transfer Out - CIP	-	-	5,356,980	3,566,440
Operating Transfer Out - Chapter 381	-	-	400,000	-
Operating Transfer Out - Golf Course Lease	<u>-</u>	<u>50,000</u>	<u>50,000</u>	<u>106,000</u>
<b>TOTAL TRANSFERS OUT</b>	<u>-</u>	<u>50,000</u>	<u>5,806,980</u>	<u>3,672,440</u>
<b>TOTAL EXPENDITURES</b>	<b><u>\$ 35,878,480</u></b>	<b><u>\$ 38,524,072</u></b>	<b><u>\$ 41,869,221</u></b>	<b><u>\$ 42,503,051</u></b>



**CITY OF DEER PARK  
2017-2018 ANNUAL BUDGET**

**EXPENDITURE SUMMARY**

**101 - MAYOR AND COUNCIL**

DESCRIPTION	ACTUAL 15-16	BUDGET 16-17	ESTIMATED 16-17	ADOPTED 17-18
Personnel & Related	\$ 17,117	\$ 17,200	\$ 17,200	\$ 17,200
Services	29,419	40,150	36,746	40,350
Supplies	<u>1,731</u>	<u>6,000</u>	<u>2,880</u>	<u>6,000</u>
<b>Total Expenditures</b>	<b><u>\$ 48,267</u></b>	<b><u>\$ 63,350</u></b>	<b><u>\$ 56,826</u></b>	<b><u>\$ 63,550</u></b>

**PERSONNEL SCHEDULE**

Mayor	1	1	1	1
Council Members	6	6	6	6

**PROGRAM DESCRIPTION**

The Mayor and members of the City Council are elected by the citizens of Deer Park on an alternating basis and serve as the legislative body of the City of Deer Park. They are equal in power and authority and take an oath to faithfully execute the duties of the office to which they are elected. Their duties are the immediate preservation of the public peace, healthy, safety and welfare of the citizens of the City. They are charged with the responsibility of passing legislation in the best interest of the citizens of the City and meet the first and third Tuesday of each month.

**CITY OF DEER PARK  
2017-2018 ANNUAL BUDGET**

**101 - MAYOR AND COUNCIL**

DESCRIPTION	ACTUAL 15-16	BUDGET 16-17	ESTIMATED 16-17	ADOPTED 17-18
<b><u>4100 PERSONNEL &amp; RELATED</u></b>				
4106 Social Security/Medicare	\$ 1,217	\$ 1,300	\$ 1,300	\$ 1,300
4116 Public Official Compensation	<u>15,900</u>	<u>15,900</u>	<u>15,900</u>	<u>15,900</u>
<b>Total Personnel &amp; Related</b>	<b><u>17,117</u></b>	<b><u>17,200</u></b>	<b><u>17,200</u></b>	<b><u>17,200</u></b>
<b><u>4200 SERVICES</u></b>				
4219 Mobile Technology	1,678	2,300	2,414	2,500
4250 Training & Travel	27,152	35,000	33,032	35,000
4251 Subscriptions	300	350	300	350
4255 Community/Employee Affairs	<u>289</u>	<u>2,500</u>	<u>1,000</u>	<u>2,500</u>
<b>Total Services</b>	<b><u>29,419</u></b>	<b><u>40,150</u></b>	<b><u>36,746</u></b>	<b><u>40,350</u></b>
<b><u>4300 SUPPLIES</u></b>				
4301 Office Supplies	481	2,000	700	2,000
4303 Operational Supplies	845	1,600	1,245	1,600
4304 Data Processing Supplies	280	1,500	575	1,500
4307 Postage	126	600	300	600
4308 Small Tools & Minor Equipment	-	100	60	100
4348 Books	<u>-</u>	<u>200</u>	<u>-</u>	<u>200</u>
<b>Total Supplies</b>	<b><u>1,731</u></b>	<b><u>6,000</u></b>	<b><u>2,880</u></b>	<b><u>6,000</u></b>
<b>TOTAL EXPENDITURES</b>	<b><u>\$ 48,267</u></b>	<b><u>\$ 63,350</u></b>	<b><u>\$ 56,826</u></b>	<b><u>\$ 63,550</u></b>



**CITY OF DEER PARK  
2017-2018 ANNUAL BUDGET**

**EXPENDITURE SUMMARY**

**102 - CITY MANAGER**

DESCRIPTION	ACTUAL 15-16	BUDGET 16-17	ESTIMATED 16-17	ADOPTED 17-18
Personnel & Related	\$ 822,470	\$ 877,952	\$ 826,681	\$ 916,960
Services	12,727	18,700	14,150	19,750
Supplies	4,112	13,350	6,500	13,300
Repairs & Maintenance	-	200	900	1,800
<b>Total Expenditures</b>	<b>\$ 839,309</b>	<b>\$ 910,202</b>	<b>\$ 848,231</b>	<b>\$ 951,810</b>

**PERSONNEL SCHEDULE**

City Manager	1	1	1	1
Assistant City Manager	1	1	1	1
Economic Development Administrator	1	1	1	1
Executive Assistant	1	1	1	1
Special Projects Coordinator	1	1	1	1
Public Relations/Marketing Specialist	1	1	1	1
Receptionist - Part-Time	2	2	1	1
Digital Media Specialist - Part-Time	0	0	1	1

**PROGRAM DESCRIPTION**

The City Manager is responsible to the City Council for the proper administration of the affairs of the City's government.

**CITY OF DEER PARK  
2017-2018 ANNUAL BUDGET**

**102 - CITY MANAGER**

DESCRIPTION	ACTUAL 15-16	BUDGET 16-17	ESTIMATED 16-17	ADOPTED 17-18
<b><u>4100 PERSONNEL &amp; RELATED</u></b>				
4101 Salaries - Full Time	\$ 598,999	\$ 611,021	\$ 595,843	\$ 639,257
4102 Salaries - Part Time	15,598	28,350	21,000	30,999
4104 Salaries - Overtime	4,709	5,000	6,500	7,000
4106 Social Security/Medicare	41,177	49,910	42,900	52,303
4107 TMRS	84,182	93,740	80,900	101,332
4108 Health & Life Insurance	62,623	73,860	64,450	70,188
4109 Workers Compensation	606	891	508	701
4111 Car Allowance	13,800	14,400	13,800	14,400
4114 Section 125 Admin Fee	133	135	135	135
4117 Health Savings Account	644	645	645	645
<b>Total Personnel &amp; Related</b>	<b><u>822,470</u></b>	<b><u>877,952</u></b>	<b><u>826,681</u></b>	<b><u>916,960</u></b>
<b><u>4200 SERVICES</u></b>				
4216 Mobile Telephone	629	1,100	800	1,100
4250 Training & Travel	7,885	12,000	8,900	12,000
4251 Subscriptions	1,641	600	1,650	1,650
4252 Dues & Fees	2,572	5,000	2,800	5,000
<b>Total Services</b>	<b><u>12,727</u></b>	<b><u>18,700</u></b>	<b><u>14,150</u></b>	<b><u>19,750</u></b>
<b><u>4300 SUPPLIES</u></b>				
4301 Office Supplies	2,695	5,100	3,000	5,000
4304 Data Processing Supplies	164	600	300	600
4305 Printing	917	3,000	1,800	3,000
4307 Postage	28	750	100	700
4308 Small Tools & Minor Equipment	92	3,500	1,000	3,500
4311 Uniforms	217	150	250	250
4348 Books	-	250	50	250
<b>Total Supplies</b>	<b><u>4,112</u></b>	<b><u>13,350</u></b>	<b><u>6,500</u></b>	<b><u>13,300</u></b>

**CITY OF DEER PARK  
2017-2018 ANNUAL BUDGET**

**102 - CITY MANAGER**

DESCRIPTION	ACTUAL 15-16	BUDGET 16-17	ESTIMATED 16-17	ADOPTED 17-18
<b><u>4400 REPAIRS &amp; MAINTENANCE</u></b>				
4402 Machinery & Equipment	-	200	900	1,800
<b>Total Repairs &amp; Maintenance</b>	<b>-</b>	<b>200</b>	<b>900</b>	<b>1,800</b>
<b>TOTAL EXPENDITURES</b>	<b><u>\$ 839,309</u></b>	<b><u>\$ 910,202</u></b>	<b><u>\$ 848,231</u></b>	<b><u>\$ 951,810</u></b>

**CITY OF DEER PARK  
2017-2018 ANNUAL BUDGET**

**EXPENDITURE SUMMARY**

**103 - BOARDS AND COMMISSIONS**

DESCRIPTION	ACTUAL 15-16	BUDGET 16-17	ESTIMATED 16-17	ADOPTED 17-18
Personnel & Related	\$ 7,331	\$ 7,858	\$ 7,490	\$ 7,858
Services	3,079	6,600	2,985	6,600
Supplies	<u>316</u>	<u>950</u>	<u>360</u>	<u>950</u>
<b>Total Expenditures</b>	<b><u>\$ 10,726</u></b>	<b><u>\$ 15,408</u></b>	<b><u>\$ 10,835</u></b>	<b><u>\$ 15,408</u></b>

**PROGRAM DESCRIPTION**

Boards and Commissions are appointed by the City Council and provide recommendations on matters related to the Board of Adjustment, Library, Parks and Recreation, and Planning and Zoning.

**CITY OF DEER PARK  
2017-2018 ANNUAL BUDGET**

**103 - BOARDS AND COMMISSIONS**

DESCRIPTION	ACTUAL 15-16	BUDGET 16-17	ESTIMATED 16-17	ADOPTED 17-18
<b><u>4100 PERSONNEL &amp; RELATED</u></b>				
4106 Social Security/Medicare	\$ 521	\$ 558	\$ 550	\$ 558
4116 Public Official Compensation	<u>6,810</u>	<u>7,300</u>	<u>6,940</u>	<u>7,300</u>
<b>Total Personnel &amp; Related</b>	<b><u>7,331</u></b>	<b><u>7,858</u></b>	<b><u>7,490</u></b>	<b><u>7,858</u></b>
<b><u>4200 SERVICES</u></b>				
4250 Training & Travel	-	3,100	-	3,100
4252 Dues & Fees	560	1,200	685	1,200
4255 Community/Employee Affairs	<u>2,519</u>	<u>2,300</u>	<u>2,300</u>	<u>2,300</u>
<b>Total Services</b>	<b><u>3,079</u></b>	<b><u>6,600</u></b>	<b><u>2,985</u></b>	<b><u>6,600</u></b>
<b><u>4300 SUPPLIES</u></b>				
4305 Printing	-	200	-	200
4307 Postage	216	450	260	450
4348 Books	<u>99</u>	<u>300</u>	<u>100</u>	<u>300</u>
<b>Total Supplies</b>	<b><u>316</u></b>	<b><u>950</u></b>	<b><u>360</u></b>	<b><u>950</u></b>
<b>TOTAL EXPENDITURES</b>	<b><u>\$ 10,726</u></b>	<b><u>\$ 15,408</u></b>	<b><u>\$ 10,835</u></b>	<b><u>\$ 15,408</u></b>

**CITY OF DEER PARK  
2017-2018 ANNUAL BUDGET**

**EXPENDITURE SUMMARY**

**104 - MUNICIPAL COURT**

DESCRIPTION	ACTUAL 15-16	BUDGET 16-17	ESTIMATED 16-17	ADOPTED 17-18
Personnel & Related	\$ 340,691	\$ 371,656	\$ 372,680	\$ 397,051
Services	33,228	29,650	23,273	29,650
Supplies	9,304	13,200	8,300	13,200
Repairs & Maintenance	<u>5,941</u>	<u>5,000</u>	<u>1,050</u>	<u>5,000</u>
<b>Total Expenditures</b>	<b><u>\$ 389,164</u></b>	<b><u>\$ 419,506</u></b>	<b><u>\$ 405,303</u></b>	<b><u>\$ 444,901</u></b>

**PERSONNEL SCHEDULE**

Judge	1	1	1	1
Alternate Judge	3	3	3	3
Prosecutor	2	2	2	2
Court Administrator	1	1	1	1
Chief Deputy Court Clerk	1	1	1	1
Deputy Court Clerk	3	3	3	3
Part-time Clerk	1	0	0	0

**PROGRAM DESCRIPTION**

The Municipal Court is responsible for the judicial process of Class C misdemeanors originating from traffic citations, City ordinance violations, citizen complaints, and misdemeanor arrests. The Court must prepare dockets, schedule trials, process juries, record and collect fine payments, and issue warrants. Additionally, the Court compiles reports and provides these to the State and City offices. The Municipal Court Judge holds court as needed including morning and evening dockets and a separate docket to accommodate juvenile defendants.

**CITY OF DEER PARK  
2017-2018 ANNUAL BUDGET**

**104 - MUNICIPAL COURT**

DESCRIPTION	ACTUAL 15-16	BUDGET 16-17	ESTIMATED 16-17	ADOPTED 17-18
<b><u>4100 PERSONNEL &amp; RELATED</u></b>				
4101 Salaries - Full Time	\$ 230,700	\$ 241,139	\$ 239,000	\$ 251,636
4102 Salaries - Part Time	-	7,953	7,953	7,953
4104 Salaries - Overtime	1,562	3,000	2,520	3,000
4106 Social Security/Medicare	19,928	19,024	21,250	19,799
4107 TMRS	32,790	34,641	34,005	36,597
4108 Health & Life Insurance	20,524	28,560	33,420	40,848
4109 Workers Compensation	251	343	197	267
4114 Section 125 Admin Fee	137	180	135	135
4116 Public Official Compensation	34,800	36,816	34,200	36,816
4117 Health Savings Account	-	-	-	-
<b>Total Personnel &amp; Related</b>	<b><u>340,691</u></b>	<b><u>371,656</u></b>	<b><u>372,680</u></b>	<b><u>397,051</u></b>
<b><u>4200 SERVICES</u></b>				
4235 Insurance Fidelity	60	200	268	200
4250 Training & Travel	1,569	3,000	2,125	3,000
4251 Subscriptions	36	200	50	200
4252 Dues & Fees	200	250	80	250
4290 Contract Labor	<u>31,364</u>	<u>26,000</u>	<u>20,750</u>	<u>26,000</u>
<b>Total Services</b>	<b><u>33,228</u></b>	<b><u>29,650</u></b>	<b><u>23,273</u></b>	<b><u>29,650</u></b>
<b><u>4300 SUPPLIES</u></b>				
4301 Office Supplies	1,163	2,325	2,150	2,325
4303 Operational Supplies	94	750	200	750
4304 Data Processing Supplies	1,349	2,000	-	2,000
4305 Printing	1,440	1,500	750	1,500
4307 Postage	4,117	3,875	3,900	3,875
4308 Small Tools & Minor Equipment	1,120	2,500	1,300	2,500
4348 Books	<u>20</u>	<u>250</u>	<u>-</u>	<u>250</u>
<b>Total Supplies</b>	<b><u>9,304</u></b>	<b><u>13,200</u></b>	<b><u>8,300</u></b>	<b><u>13,200</u></b>

**CITY OF DEER PARK  
2017-2018 ANNUAL BUDGET**

**104 - MUNICIPAL COURT**

DESCRIPTION	ACTUAL 15-16	BUDGET 16-17	ESTIMATED 16-17	ADOPTED 17-18
<b><u>4400 REPAIRS &amp; MAINTENANCE</u></b>				
4402 Machinery & Equipment	5,902	5,000	1,050	5,000
4404 Building	<u>39</u>	<u>-</u>	<u>-</u>	<u>-</u>
<b>Total Repairs &amp; Maintenance</b>	<b><u>5,941</u></b>	<b><u>5,000</u></b>	<b><u>1,050</u></b>	<b><u>5,000</u></b>
<b>TOTAL EXPENDITURES</b>	<b><u>\$ 389,164</u></b>	<b><u>\$ 419,506</u></b>	<b><u>\$ 405,303</u></b>	<b><u>\$ 444,901</u></b>



**CITY OF DEER PARK  
2017-2018 ANNUAL BUDGET**

**EXPENDITURE SUMMARY**

**105 - GENERAL GOVERNMENT**

DESCRIPTION	ACTUAL 15-16	BUDGET 16-17	ESTIMATED 16-17	ADOPTED 17-18
Personnel & Related	\$ 470,522	\$ 725,100	\$ 646,260	\$ 714,950
Services	2,087,460	2,592,668	2,354,349	2,528,021
Supplies	56,707	99,100	63,900	99,100
Repairs & Maintenance	133,034	280,701	214,000	280,200
Other Operating Expenditures	2,891,310	862,638	597,033	726,139
Capital Outlay	-	-	-	-
<b>Total Expenditures</b>	<b><u>\$ 5,639,034</u></b>	<b><u>\$ 4,560,207</u></b>	<b><u>\$ 3,875,542</u></b>	<b><u>\$ 4,348,410</u></b>

**PROGRAM DESCRIPTION**

The general government budget provides funds to operate, repair, and insure City facilities. Additionally this budget provides funding for miscellaneous general governmental expenditures and contingencies not directly associated with a specific department.

**CITY OF DEER PARK  
2017-2018 ANNUAL BUDGET**

**105 - GENERAL GOVERNMENT**

DESCRIPTION	ACTUAL 15-16	BUDGET 16-17	ESTIMATED 16-17	ADOPTED 17-18
<b><u>4100 PERSONNEL &amp; RELATED</u></b>				
4106 Social Security/Medicare	\$ 512	\$ 30,000	\$ 5,000	\$ 7,500
4107 TMRS	4,042	60,000	10,000	15,000
4108 Health & Life Insurance	401,797	545,000	536,682	590,350
4109 Workers Compensation	22,824	40,000	45,856	50,000
4110 State Unemployment	41,347	45,000	43,622	47,000
4114 Section 125 Admin Fee	-	100	100	100
4117 Health Saving Account	-	5,000	5,000	5,000
<b>Total Personnel &amp; Related</b>	<b><u>470,522</u></b>	<b><u>725,100</u></b>	<b><u>646,260</u></b>	<b><u>714,950</u></b>
<b><u>4200 SERVICES</u></b>				
4212 Utilities - Electric	552,405	775,000	627,645	650,000
4213 Utilities - Traffic	617,094	625,500	625,000	645,000
4214 Utilities - Gas	18,106	58,000	30,000	50,000
4215 Utilities - Telephone	152,041	235,768	190,000	210,000
4217 Telephone Alerting System	24,172	25,000	25,000	25,000
4218 Utilities - Cable	2,191	3,900	3,000	3,500
4219 Mobile Technology	34,011	15,000	35,000	35,000
4231 Equipment & Rental	-	1,500	500	1,500
4232 Building Rental	700	4,200	4,200	4,200
4233 Insurance - Liability	109,749	140,000	143,000	157,000
4234 Insurance - Casualty	117,688	145,000	131,000	144,000
4235 Insurance - Fidelity	8,391	8,800	9,800	10,780
4240 Consultant Fees	19,250	52,000	35,000	52,000
4250 Training & Travel	32,107	32,000	32,200	32,400
4251 Subscriptions	52	3,000	100	3,000
4252 Dues & Fees	152,612	180,000	191,492	210,641
4255 Community\Employee Affairs	40,511	40,000	40,500	41,000
4260 Tax Appraisal Services	164,454	175,000	174,534	180,000
4272 Medical Exams	31,605	50,000	45,378	50,000
4290 Contract Labor	10,320	23,000	11,000	23,000
<b>Total Services</b>	<b><u>2,087,460</u></b>	<b><u>2,592,668</u></b>	<b><u>2,354,349</u></b>	<b><u>2,528,021</u></b>

**CITY OF DEER PARK  
2017-2018 ANNUAL BUDGET**

**105 - GENERAL GOVERNMENT**

DESCRIPTION	ACTUAL 15-16	BUDGET 16-17	ESTIMATED 16-17	ADOPTED 17-18
<b><u>4300 SUPPLIES</u></b>				
4301 Office Supplies	298	600	400	600
4303 Operational Supplies	27,632	52,000	30,000	52,000
4305 Printing	22,958	29,000	25,000	29,000
4307 Postage	5,819	15,000	8,000	15,000
4308 Small Tools & Minor Equipment	-	2,500	500	2,500
<b>Total Supplies</b>	<b><u>56,707</u></b>	<b><u>99,100</u></b>	<b><u>63,900</u></b>	<b><u>99,100</u></b>
<b><u>4400 REPAIRS &amp; MAINTENANCE</u></b>				
4402 Machinery & Equipment	614	9,200	1,500	9,200
4403 Computer Equipment	-	3,000	-	3,000
4404 Building	5,329	15,000	10,000	15,000
4405 Radio	125,147	245,501	200,000	245,000
4409 Air Conditioner	1,944	8,000	2,500	8,000
4412 Grounds	-	-	-	-
<b>Total Repairs &amp; Maintenance</b>	<b><u>133,034</u></b>	<b><u>280,701</u></b>	<b><u>214,000</u></b>	<b><u>280,200</u></b>
<b><u>4500 OTHER OPERATING EXP.</u></b>				
4510 Contingency	73,936	141,490	140,000	500,000
4511 Salary Contingency	622	-	-	-
4530 Operating Transfers - CIP	2,816,752	721,148	457,033	226,139
<b>Total Other Operating Exp.</b>	<b><u>2,891,310</u></b>	<b><u>862,638</u></b>	<b><u>597,033</u></b>	<b><u>726,139</u></b>
<b><u>4900 CAPITAL OUTLAY</u></b>				
4901 Land and Land Rights	-	-	-	-
<b>Total Capital Outlay</b>	<b><u>-</u></b>	<b><u>-</u></b>	<b><u>-</u></b>	<b><u>-</u></b>
<b>TOTAL EXPENDITURES</b>	<b><u>\$ 5,639,034</u></b>	<b><u>\$ 4,560,207</u></b>	<b><u>\$ 3,875,542</u></b>	<b><u>\$ 4,348,410</u></b>

**CITY OF DEER PARK  
2017-2018 ANNUAL BUDGET**

**EXPENDITURE SUMMARY**

**106 - LEGAL SERVICES**

DESCRIPTION	ACTUAL 15-16	BUDGET 16-17	ESTIMATED 16-17	ADOPTED 17-18
Services	\$ 91,931	\$ 152,000	\$ 152,000	\$ 152,000
<b>Total Expenditures</b>	<b><u>\$ 91,931</u></b>	<b><u>\$ 152,000</u></b>	<b><u>\$ 152,000</u></b>	<b><u>\$ 152,000</u></b>

**PERSONNEL SCHEDULE**

City Attorney	1	1	1	1
---------------	---	---	---	---

**PROGRAM DESCRIPTION**

Legal services include the costs for the City Attorney and other legal resources to procure legal services for the City Council and all departments of the City of Deer Park.

**CITY OF DEER PARK  
2017-2018 ANNUAL BUDGET**

**106 - LEGAL SERVICES**

DESCRIPTION	ACTUAL 15-16	BUDGET 16-17	ESTIMATED 16-17	ADOPTED 17-18
<b><u>4200 SERVICES</u></b>				
4250 Training & Travel	\$ 1,346	\$ 5,000	\$ 5,000	\$ 5,000
4291 City Attorney - Retainer Fees	30,000	30,000	32,000	30,000
4292 City Attorney - Litigation	24,638	37,000	35,000	37,000
4293 City Attorney - Specialty Svc	7,130	60,000	50,000	50,000
4294 Other Attorney Fees	<u>28,818</u>	<u>20,000</u>	<u>30,000</u>	<u>30,000</u>
<b>Total Services</b>	<b><u>91,931</u></b>	<b><u>152,000</u></b>	<b><u>152,000</u></b>	<b><u>152,000</u></b>
 <b>TOTAL EXPENDITURES</b>	 <b><u>\$ 91,931</u></b>	 <b><u>\$ 152,000</u></b>	 <b><u>\$ 152,000</u></b>	 <b><u>\$ 152,000</u></b>

**CITY OF DEER PARK  
2017-2018 ANNUAL BUDGET**

**EXPENDITURE SUMMARY**

**107 - HUMAN RESOURCES**

DESCRIPTION	ACTUAL 15-16	BUDGET 16-17	ESTIMATED 16-17	ADOPTED 17-18
Personnel & Related	\$ 313,163	\$ 317,275	\$ 300,383	\$ 337,968
Services	26,580	20,100	18,164	39,664
Supplies	3,145	5,850	4,286	4,786
Repairs & Maintenance	-	-	-	-
<b>Total Expenditures</b>	<b>\$ 342,888</b>	<b>\$ 343,225</b>	<b>\$ 322,833</b>	<b>\$ 382,418</b>

**PERSONNEL SCHEDULE**

Director of Human Resources	1	1	1	1
HR Generalist	1	1	1	1
HR Specialist	1	1	1	1
Temp - Intern	1	1	1	1

**PROGRAM DESCRIPTION**

The Human Resources (HR) Department is responsible for the operations of the City's personnel function. Primary responsibilities include hiring and maintaining an appropriate work force and maintenance of the associated information resources. HR also maintains position classification and compensation plans in compliance with all applicable State and Federal laws and regulations and is responsible for the design, implementation, and maintenance of the City's employee benefits plan. The department provides for the overall safety program and handles the risk management function, including workers' compensation and property and casualty insurance. The HR Department provides resources for applicants, employees, and retirees of the City.

**CITY OF DEER PARK  
2017-2018 ANNUAL BUDGET**

**107 - HUMAN RESOURCES**

DESCRIPTION	ACTUAL 15-16	BUDGET 16-17	ESTIMATED 16-17	ADOPTED 17-18
<b><u>4100 PERSONNEL &amp; RELATED</u></b>				
4101 Salaries - Full Time	\$ 223,431	\$ 224,794	\$ 217,348	\$ 231,300
4102 Salaries - Part Time	-	-	648	-
4103 Salaries - Temporary	3,092	-	1,575	1,575
4104 Salaries - Overtime	-	600	600	600
4106 Social Security/Medicare	16,660	17,366	15,800	18,008
4107 TMRS	32,203	32,657	28,600	34,112
4108 Health & Life Insurance	32,818	36,612	29,600	45,444
4109 Workers Compensation	230	311	181	239
4111 Car Allowance	4,600	4,800	4,600	4,800
4114 Section 125 Admin Fee	130	135	41	45
4117 Health Savings Account	-	-	1,390	1,845
<b>Total Personnel &amp; Related</b>	<b><u>313,163</u></b>	<b><u>317,275</u></b>	<b><u>300,383</u></b>	<b><u>337,968</u></b>
<b><u>4200 SERVICES</u></b>				
4201 Public Notices	295	700	500	500
4240 Consultant Fees	19,494	3,200	2,500	16,500
4250 Training & Travel	1,666	6,500	9,664	17,164
4252 Dues & Fees	976	700	700	700
4255 Community\Employee Affairs	194	2,500	800	800
4279 Software - Other	3,955	4,000	4,000	4,000
4290 Contract Labor	-	2,500	-	-
<b>Total Services</b>	<b><u>26,580</u></b>	<b><u>20,100</u></b>	<b><u>18,164</u></b>	<b><u>39,664</u></b>
<b><u>4300 SUPPLIES</u></b>				
4301 Office Supplies	1,556	1,500	1,200	1,200
4303 Operational Supplies	1,042	1,200	1,736	236
4304 Data Processing Supplies	-	750	-	1,500
4305 Printing	-	600	400	400
4307 Postage	375	500	500	500
4308 Small Tools & Minor Equipment	-	1,000	300	300
4311 Uniforms	-	-	-	500
4348 Books	172	300	150	150
<b>Total Supplies</b>	<b><u>3,145</u></b>	<b><u>5,850</u></b>	<b><u>4,286</u></b>	<b><u>4,786</u></b>
<b><u>4400 REPAIRS &amp; MAINTENANCE</u></b>				
4402 Machinery & Equipment	-	-	-	-
<b>Total Repairs &amp; Maintenance</b>	<b><u>-</u></b>	<b><u>-</u></b>	<b><u>-</u></b>	<b><u>-</u></b>
<b>TOTAL EXPENDITURES</b>	<b><u>\$ 342,888</u></b>	<b><u>\$ 343,225</u></b>	<b><u>\$ 322,833</u></b>	<b><u>\$ 382,418</u></b>

**CITY OF DEER PARK  
2017-2018 ANNUAL BUDGET**

**EXPENDITURE SUMMARY**

**200 - INFORMATION TECHNOLOGY SERVICES**

DESCRIPTION	ACTUAL 15-16	BUDGET 16-17	ESTIMATED 16-17	ADOPTED 17-18
Personnel & Related	\$ 728,861	\$ 750,076	\$ 727,211	\$ 810,853
Services	359,688	406,448	406,413	499,977
Supplies	24,010	22,567	22,400	19,725
Repairs & Maintenance	75,791	100,445	100,400	181,612
Capital Outlay	137,145	203,905	318,337	93,000
<b>Total Expenditures</b>	<b>\$ 1,325,496</b>	<b>\$ 1,483,441</b>	<b>\$ 1,574,761</b>	<b>\$ 1,605,167</b>

**PERSONNEL SCHEDULE**

Director of Information Technology	1	1	1	1
Supervisor - Projects & Applications	1	1	1	1
Supervisor - Technical Services	1	1	1	0
Operations Supervisor	0	0	0	1
Business Analyst I	2	2	2	2
Network Administrator	1	1	1	1
Systems Support Specialist	1	1	1	1
Network Specialist	1	1	1	1

**PROGRAM DESCRIPTION**

The Information Technology (IT) Services Department is responsible for managing and maintaining the City's computer and communication systems, which include over 100 software applications and more than 400 pieces of equipment installed throughout the City's technology network. This encompasses the City's network infrastructure; internet services and security; voice, cellular, data, and radio communications; and building security systems. IT is responsible for hardware and software acquisitions and software implementation, and ensures compliance with associated software licensing requirements. IT performs project management and system analysis and auditing, and also provides system training for end users as needed. IT services also include GIS operations, technical support for the City's website and municipal access channel as well as all hosted services.



**CITY OF DEER PARK  
2017-2018 ANNUAL BUDGET**

**200 - INFORMATION TECHNOLOGY SERVICES**

DESCRIPTION	ACTUAL 15-16	BUDGET 16-17	ESTIMATED 16-17	ADOPTED 17-18
<b><u>4100 PERSONNEL &amp; RELATED</u></b>				
4101 Salaries - Full Time	\$ 531,646	\$ 541,831	\$ 533,901	\$ 584,269
4102 Salaries - Part Time	-	-	-	-
4104 Salaries - Overtime	6,608	6,000	7,900	12,500
4106 Social Security/Medicare	39,945	41,609	40,550	44,644
4107 TMRS	76,372	78,272	68,950	85,138
4108 Health & Life Insurance	67,936	77,964	72,325	80,328
4109 Workers Compensation	1,421	1,820	1,050	1,439
4111 Car Allowance	2,400	-	-	-
4114 Section 125 Admin Fee	44	90	45	45
4117 Health Savings Account	2,489	2,490	2,490	2,490
<b>Total Personnel &amp; Related</b>	<b><u>728,861</u></b>	<b><u>750,076</u></b>	<b><u>727,211</u></b>	<b><u>810,853</u></b>
<b><u>4200 SERVICES</u></b>				
4216 Mobile Telephone	3,864	4,500	4,500	4,500
4219 Mobile Technology	1,558	7,068	7,068	7,068
4250 Training & Travel	26,284	27,450	27,450	41,794
4251 Subscriptions	300	200	200	300
4252 Dues & Fees	569	425	425	425
4273 GIS Development	18,884	13,400	13,400	17,700
4275 DPTV Development	1,276	3,400	3,400	3,952
4276 Website Development	32,726	38,745	38,745	35,545
4277 Software - Incode	57,851	51,063	51,063	57,123
4278 Software - Microsoft	56,547	48,700	52,282	65,580
4279 Software - Other	89,726	99,880	99,880	109,607
4282 Software - Infrastructure	65,297	111,617	108,000	151,883
4290 Contract Labor	4,808	-	-	4,500
<b>Total Services</b>	<b><u>359,688</u></b>	<b><u>406,448</u></b>	<b><u>406,413</u></b>	<b><u>499,977</u></b>
<b><u>4300 SUPPLIES</u></b>				
4301 Office Supplies	987	1,000	1,000	1,000
4303 Operational Supplies	1,093	1,000	1,000	2,000
4304 Data Processing Supplies	2,264	4,000	4,000	4,000
4305 Printing	-	150	800	150
4307 Postage	30	200	200	200
4308 Small Tools & Minor Equipment	17,297	13,817	13,000	9,475
4311 Uniforms	2,082	1,500	1,500	2,000
4328 Gasoline	257	700	700	700
4348 Books	-	200	200	200
<b>Total Supplies</b>	<b><u>24,010</u></b>	<b><u>22,567</u></b>	<b><u>22,400</u></b>	<b><u>19,725</u></b>

**CITY OF DEER PARK  
2017-2018 ANNUAL BUDGET**

**200 - INFORMATION TECHNOLOGY SERVICES**

DESCRIPTION	ACTUAL 15-16	BUDGET 16-17	ESTIMATED 16-17	ADOPTED 17-18
<b><u>4400 REPAIRS &amp; MAINTENANCE</u></b>				
4401 Vehicles	294	800	800	800
4402 Machinery & Equipment	-	12,645	12,600	76,409
4403 Computer Equipment	53,697	55,500	55,500	68,688
4404 Building	<u>21,800</u>	<u>31,500</u>	<u>31,500</u>	<u>35,715</u>
<b>Total Repairs &amp; Maintenance</b>	<b><u>75,791</u></b>	<b><u>100,445</u></b>	<b><u>100,400</u></b>	<b><u>181,612</u></b>
<b><u>4900 CAPITAL OUTLAY</u></b>				
4903 Improvements Other Than Bldgs.	21,552	-	-	-
4904 Machinery & Equipment	45,673	203,905	318,337	50,000
4906 Automobiles & Light Trucks	-	-	-	43,000
4908 Lease Purchase	<u>69,920</u>	<u>-</u>	<u>-</u>	<u>-</u>
<b>Total Capital Outlay</b>	<b><u>137,145</u></b>	<b><u>203,905</u></b>	<b><u>318,337</u></b>	<b><u>93,000</u></b>
<b>TOTAL EXPENDITURES</b>	<b><u>\$ 1,325,496</u></b>	<b><u>\$ 1,483,441</u></b>	<b><u>\$ 1,574,761</u></b>	<b><u>\$ 1,605,167</u></b>

**CITY OF DEER PARK  
2017-2018 ANNUAL BUDGET**

**EXPENDITURE SUMMARY**

**201 - FINANCE**

DESCRIPTION	ACTUAL 15-16	BUDGET 16-17	ESTIMATED 16-17	ADOPTED 17-18
Personnel & Related	\$ 541,827	\$ 556,661	\$ 553,279	\$ 580,720
Services	60,841	91,400	77,200	91,400
Supplies	12,663	14,700	12,500	14,900
Repairs & Maintenance	<u>87</u>	<u>400</u>	<u>200</u>	<u>200</u>
<b>Total Expenditures</b>	<b><u>\$ 615,418</u></b>	<b><u>\$ 663,161</u></b>	<b><u>\$ 643,179</u></b>	<b><u>\$ 687,220</u></b>

**PERSONNEL SCHEDULE**

Director of Finance	1	1	1	1
Accounting Supervisor	1	1	1	1
Accountant	1	1	1	1
(Accounts Payable) Clerk	1	1	1	1
Payroll & Budgeting Supervisor	1	0	0	0
Purchasing & Budget Coordinator	0	1	1	1
Payroll Coordinator	1	0	0	0
Payroll & Accounting Specialist	0	1	1	1

**PROGRAM DESCRIPTION**

The Finance Department provides administrative support to the City and is responsible for the following functions: accounting, payroll, cash and investment management, financial analysis and reporting, debt administration, accounts payable, and purchasing.

**CITY OF DEER PARK  
2017-2018 ANNUAL BUDGET**

**201 - FINANCE**

DESCRIPTION	ACTUAL 15-16	BUDGET 16-17	ESTIMATED 16-17	ADOPTED 17-18
<b><u>4100 PERSONNEL &amp; RELATED</u></b>				
4101 Salaries - Full Time	\$ 417,152	\$ 419,310	\$ 420,144	\$ 437,108
4104 Salaries - Overtime	52	1,000	1,000	1,000
4106 Social Security/Medicare	31,016	31,874	30,950	33,206
4107 TMRS	58,936	59,975	58,900	63,330
4108 Health & Life Insurance	34,068	43,752	41,820	45,504
4109 Workers Compensation	439	570	330	437
4114 Section 125 Admin Fee	163	180	135	135
4117 Health Savings Account	-	-	-	-
<b>Total Personnel &amp; Related</b>	<b><u>541,827</u></b>	<b><u>556,661</u></b>	<b><u>553,279</u></b>	<b><u>580,720</u></b>
<b><u>4200 SERVICES</u></b>				
4216 Mobile Telephone	648	900	700	900
4239 Audit Fees	26,808	35,000	27,000	35,000
4240 Consultant Fee	27,798	43,000	40,000	43,000
4250 Training & Travel	1,208	7,500	4,500	7,500
4251 Subscriptions	-	-	-	-
4252 Dues & Fees	4,379	5,000	5,000	5,000
4290 Contract Labor	-	-	-	-
<b>Total Services</b>	<b><u>60,841</u></b>	<b><u>91,400</u></b>	<b><u>77,200</u></b>	<b><u>91,400</u></b>
<b><u>4300 SUPPLIES</u></b>				
4301 Office Supplies	2,522	2,600	2,600	2,700
4303 Operational Supplies	153	200	200	200
4304 Data Processing Supplies	-	200	200	200
4305 Printing	3,536	5,000	4,000	5,000
4307 Postage	4,129	4,000	4,000	4,100
4308 Small Tools & Minor Equipment	1,908	2,000	1,000	2,000
4311 Uniforms	415	600	500	600
4348 Books	-	100	-	100
<b>Total Supplies</b>	<b><u>12,663</u></b>	<b><u>14,700</u></b>	<b><u>12,500</u></b>	<b><u>14,900</u></b>

**CITY OF DEER PARK  
2017-2018 ANNUAL BUDGET**

**201 - FINANCE**

DESCRIPTION	ACTUAL 15-16	BUDGET 16-17	ESTIMATED 16-17	ADOPTED 17-18
<b><u>4400 REPAIRS &amp; MAINTENANCE</u></b>				
4401 Vehicles	-	-	-	-
4402 Machinery & Equipment	-	200	-	-
4403 Computer Equipment	<u>87</u>	<u>200</u>	<u>200</u>	<u>200</u>
<b>Total Repairs &amp; Maintenance</b>	<b><u>87</u></b>	<b><u>400</u></b>	<b><u>200</u></b>	<b><u>200</u></b>
<b>TOTAL EXPENDITURES</b>	<b><u>\$ 615,418</u></b>	<b><u>\$ 663,161</u></b>	<b><u>\$ 643,179</u></b>	<b><u>\$ 687,220</u></b>

**CITY OF DEER PARK  
2017-2018 ANNUAL BUDGET**

**EXPENDITURE SUMMARY**

**202 - CITY SECRETARY**

DESCRIPTION	ACTUAL 15-16	BUDGET 16-17	ESTIMATED 16-17	ADOPTED 17-18
Personnel & Related	\$ 365,431	\$ 366,105	\$ 316,058	\$ 329,798
Services	23,396	32,830	25,090	30,110
Supplies	16,897	42,700	16,854	31,800
Repairs & Maintenance	<u>11,206</u>	<u>12,065</u>	<u>8,500</u>	<u>10,935</u>
<b>Total Expenditures</b>	<b><u>\$ 416,930</u></b>	<b><u>\$ 453,700</u></b>	<b><u>\$ 366,502</u></b>	<b><u>\$ 402,643</u></b>

**PERSONNEL SCHEDULE**

City Secretary	1	1	1	1
Deputy City Secretary	1	1	1	1
Records Technician II	1	1	1	0
Records Technician	0	0	0	1
Clerk	1	1	1	1
Receptionist - Part-Time	2	2	2	2

**PROGRAM DESCRIPTION**

The City Secretary is responsible for the maintenance of official City documents and records in accordance with the City's records management program. Additionally, the City Secretary's office ensures compliance with the Open Meetings Act, Public Information Act, and Texas Election Code. Other duties include recording and maintaining the minutes of all public meetings and public hearings of the City Council and the Planning & Zoning Commission, conducting all City related elections, responding to public information requests, and maintaining the City's Code of Ordinances.

**CITY OF DEER PARK  
2017-2018 ANNUAL BUDGET**

**202 - CITY SECRETARY**

DESCRIPTION	ACTUAL 15-16	BUDGET 16-17	ESTIMATED 16-17	ADOPTED 17-18
<b><u>4100 PERSONNEL &amp; RELATED</u></b>				
4101 Salaries - Full Time	\$ 250,000	\$ 244,319	\$ 209,755	\$ 215,177
4102 Salaries - Part Time	23,287	25,600	22,200	25,600
4106 Social Security/Medicare	20,026	20,729	17,400	18,239
4107 TMRS	35,945	35,301	30,900	31,052
4108 Health & Life Insurance	30,289	33,648	32,100	38,148
4109 Workers Compensation	272	373	213	247
4111 Car Allowance	4,600	4,800	2,200	-
4114 Section 125 Admin Fee	78	90	45	90
4117 Health Savings Account	933	1,245	1,245	1,245
<b>Total Personnel &amp; Related</b>	<b><u>365,431</u></b>	<b><u>366,105</u></b>	<b><u>316,058</u></b>	<b><u>329,798</u></b>
<b><u>4200 SERVICES</u></b>				
4201 Public Notices	7,597	10,800	9,376	9,000
4219 Mobile Technology	74	-	-	-
4231 Equipment Rental	1,451	1,700	1,664	1,700
4250 Training & Travel	6,114	12,490	6,555	12,000
4252 Dues & Fees	565	600	495	270
4279 Software - Other	4,140	4,140	4,140	4,140
4290 Contract Labor	3,455	3,100	2,860	3,000
<b>Total Services</b>	<b><u>23,396</u></b>	<b><u>32,830</u></b>	<b><u>25,090</u></b>	<b><u>30,110</u></b>
<b><u>4300 SUPPLIES</u></b>				
4301 Office Supplies	173	1,000	940	1,000
4303 Operational Supplies	3,745	5,900	4,000	6,900
4304 Data Processing Supplies	518	1,000	600	-
4305 Printing	3,680	3,500	2,080	4,120
4307 Postage	364	10,300	4,490	500
4308 Small Tools & Minor Equipment	-	100	-	100
4311 Uniforms	153	300	269	300
4346 Election Supplies	7,067	16,400	3,100	15,320
4347 Election Judges & Clerks	805	3,800	1,000	3,160
4348 Books	392	400	375	400
<b>Total Supplies</b>	<b><u>16,897</u></b>	<b><u>42,700</u></b>	<b><u>16,854</u></b>	<b><u>31,800</u></b>

**CITY OF DEER PARK  
2017-2018 ANNUAL BUDGET**

**202 - CITY SECRETARY**

DESCRIPTION	ACTUAL 15-16	BUDGET 16-17	ESTIMATED 16-17	ADOPTED 17-18
<b><u>4400 REPAIRS &amp; MAINTENANCE</u></b>				
4402 Machinery & Equipment	10,591	11,065	8,500	9,085
4403 Computer Equipment	<u>615</u>	<u>1,000</u>	<u>-</u>	<u>1,850</u>
<b>Total Repairs &amp; Maintenance</b>	<b><u>11,206</u></b>	<b><u>12,065</u></b>	<b><u>8,500</u></b>	<b><u>10,935</u></b>
<b>TOTAL EXPENDITURES</b>	<b><u>\$ 416,930</u></b>	<b><u>\$ 453,700</u></b>	<b><u>\$ 366,502</u></b>	<b><u>\$ 402,643</u></b>



**CITY OF DEER PARK  
2017-2018 ANNUAL BUDGET**

**EXPENDITURE SUMMARY**

**300 - POLICE DEPARTMENT**

DESCRIPTION	ACTUAL 15-16	BUDGET 16-17	ESTIMATED 16-17	ADOPTED 17-18
Personnel & Related	\$ 8,178,883	\$ 8,790,408	\$ 8,268,391	\$ 9,200,098
Services	156,766	233,902	190,285	227,161
Supplies	226,167	275,729	254,947	273,949
Repairs & Maintenance	112,814	146,721	130,702	131,243
Capital Outlay	27,037	-	-	-
<b>Total Expenditures</b>	<b>\$ 8,701,667</b>	<b>\$ 9,446,760</b>	<b>\$ 8,844,325</b>	<b>\$ 9,832,451</b>

**PERSONNEL SCHEDULE**

Police Chief	1	1	1	1
Assistant Police Chief	1	1	1	1
Captain	1	1	1	1
Lieutenants	4	4	4	4
Sergeants	8	8	8	8
Patrol Officers	30	30	30	30
Investigators	6	6	6	6
Traffic Officers	2	2	2	2
K-9 Officer	1	1	1	1
School Resource Officers	2	4	4	4
Identification Officer	1	1	1	1
Warrant Officer	1	1	1	1
Alarm Coordinator	1	0	0	0
Career Services Officer	1	1	1	1
Dispatcher Supervisor	1	1	1	1
Dispatcher	10	10	10	10
Community Liaison	1	1	1	1
Administrative Assistant	1	1	1	1
Finance Coordinator	1	1	1	0
Finance and Payroll Coordinator	0	0	0	1
Clerk	1	1	1	1
Criminal Intelligence Analyst	1	1	1	1
Records Supervisor	1	1	1	1
Records Technician	2	2	2	2
Property / Evidence Custodian - PSA	1	1	1	1
Public Safety Attendants	6	6	6	6
House Check - Temporary	1	1	1	1

**PROGRAM DESCRIPTION**

The Police Department is comprised of two units for budgetary purposes: the Administrative Bureau and the Neighborhood Services Bureau. The Administrative Bureau is responsible for administration, recruiting, training, communications, accreditation, records, and fiscal services. The Neighborhood Services Bureau is responsible for patrol, traffic, school crossing guards, investigations, accreditation, holding facility, fleet, crime analysis and community relations. Note: the 18 part-time crossing guards are paid out of a Special Revenue Fund (Fund 19) and the Crime Prevention Officer, Pro-Act Sergeant and three dispatchers are paid out of the Crime Control and Prevention District (CCPD).

**CITY OF DEER PARK  
2017-2018 ANNUAL BUDGET**

**300 - POLICE DEPARTMENT**

DESCRIPTION	ACTUAL 15-16	BUDGET 16-17	ESTIMATED 16-17	ADOPTED 17-18
<b><u>4100 PERSONNEL &amp; RELATED</u></b>				
4101 Salaries - Full Time	\$ 5,546,064	\$ 5,932,042	\$ 5,496,684	\$ 6,246,092
4103 Salaries - Temporary	665	1,000	665	1,000
4104 Salaries - Overtime	507,311	428,331	617,137	428,331
4106 Social Security/Medicare	439,824	481,869	450,800	488,380
4107 TMRS	850,810	904,852	786,250	931,018
4108 Health & Life Insurance	782,987	968,868	866,500	1,042,704
4109 Workers Compensation	45,731	67,926	38,885	50,588
4114 Section 125 Admin Fee	1,828	2,385	1,800	2,025
4117 Health Savings Account	3,663	3,135	9,670	9,960
<b>Total Personnel &amp; Related</b>	<b><u>8,178,883</u></b>	<b><u>8,790,408</u></b>	<b><u>8,268,391</u></b>	<b><u>9,200,098</u></b>
<b><u>4200 SERVICES</u></b>				
4216 Mobile Telephones	17,074	21,792	18,896	21,066
4219 Mobile Technology	-	15,960	14,355	15,000
4231 Equipment Rental	12,437	13,361	12,480	13,361
4235 Insurance - Fidelity	446	426	293	426
4244 Advertising	465	1,500	724	1,500
4250 Training & Travel	53,254	86,226	57,826	79,100
4252 Dues & Fees	8,576	12,473	12,427	13,576
4255 Community/Employee Awards	4,365	3,683	2,220	4,183
4272 Medical Exams	(2,276)	4,600	4,600	4,600
4279 Software - Other	19,377	20,486	19,843	20,954
4290 Contract Labor	43,049	53,395	46,621	53,395
<b>Total Services</b>	<b><u>156,766</u></b>	<b><u>233,902</u></b>	<b><u>190,285</u></b>	<b><u>227,161</u></b>
<b><u>4300 SUPPLIES</u></b>				
4301 Office Supplies	5,995	9,000	7,017	9,000
4302 Cleaning Supplies	10	170	150	170
4303 Operational Supplies	58,348	53,383	52,748	67,309
4304 Data Processing Supplies	2,412	2,000	2,192	2,000
4305 Printing	2,132	4,002	2,961	4,002
4307 Postage	3,426	3,000	2,891	3,000
4308 Small Tools & Minor Equipment	14,677	23,002	21,961	8,996
4310 Uniform Rental	6,001	7,424	4,384	7,424
4311 Uniforms	32,844	39,655	37,226	39,655
4314 Protective Clothing	8,921	11,912	11,903	10,212
4328 Gasoline	90,652	120,000	109,971	120,000
4329 Diesel	474	1,200	600	1,200
4348 Books	275	981	943	981
<b>Total Supplies</b>	<b><u>226,167</u></b>	<b><u>275,729</u></b>	<b><u>254,947</u></b>	<b><u>273,949</u></b>

**CITY OF DEER PARK  
2017-2018 ANNUAL BUDGET**

**300 - POLICE DEPARTMENT**

DESCRIPTION	ACTUAL 15-16	BUDGET 16-17	ESTIMATED 16-17	ADOPTED 17-18
<b><u>4400 REPAIRS &amp; MAINTENANCE</u></b>				
4401 Vehicles	54,742	55,917	48,915	55,917
4402 Machinery & Equipment	34,910	30,780	23,232	35,331
4403 Computer Equipment	414	3,008	2,922	3,008
4404 Buildings	17,485	47,116	47,101	25,592
4405 Radios	3,765	1,900	1,090	3,395
4409 Air Conditioners	1,497	8,000	7,442	8,000
4440 Alarm System Maintenance	-	-	-	-
<b>Total Repairs &amp; Maintenance</b>	<b><u>112,814</u></b>	<b><u>146,721</u></b>	<b><u>130,702</u></b>	<b><u>131,243</u></b>
<b><u>4900 CAPITAL OUTLAY</u></b>				
4903 Improvements Other than Bldgs	-	-	-	-
4904 Machinery & Equipment	27,037	-	-	-
4915 Software	-	-	-	-
<b>Total Capital Outlay</b>	<b><u>27,037</u></b>	<b><u>-</u></b>	<b><u>-</u></b>	<b><u>-</u></b>
<b>TOTAL EXPENDITURES</b>	<b><u>\$ 8,701,667</u></b>	<b><u>\$ 9,446,760</u></b>	<b><u>\$ 8,844,325</u></b>	<b><u>\$ 9,832,451</u></b>

**CITY OF DEER PARK  
2017-2018 ANNUAL BUDGET**

**EXPENDITURE SUMMARY**

**303 - EMERGENCY MANAGEMENT**

DESCRIPTION	ACTUAL 15-16	BUDGET 16-17	ESTIMATED 16-17	ADOPTED 17-18
Personnel & Related	\$ 372,660	\$ 359,384	\$ 355,428	\$ 379,785
Services	12,812	24,485	20,635	25,050
Supplies	7,873	14,090	11,575	42,425
Repairs & Maintenance	1,955	13,300	6,999	8,400
Other Operating Expenditures	5,000	5,000	5,000	5,000
Capital Outlay	47,738	30,000	57,434	-
<b>Total Expenditures</b>	<b>\$ 448,038</b>	<b>\$ 446,259</b>	<b>\$ 457,071</b>	<b>\$ 460,660</b>

**PERSONNEL SCHEDULE**

Emergency Services Director	1	1	1	1
Station Attendant	2	2	2	2
Office Manager	0	1	1	1
Secretary	1	0	0	0

**PROGRAM DESCRIPTION**

The Emergency Management Department is responsible for protecting the lives and property of citizens in the event of a natural or man-made disaster. The department maintains and updates the City's Emergency Plan, which provides guidelines and resources for all contingencies to which the City may be subjected. This department is also responsible for ensuring that a coordinated and effective emergency response system is developed and maintained, including the EOC, equipment, and resources necessary to provide emergency services in the event of a disaster.

**CITY OF DEER PARK  
2017-2018 ANNUAL BUDGET**

**303 - EMERGENCY MANAGEMENT**

DESCRIPTION	ACTUAL 15-16	BUDGET 16-17	ESTIMATED 16-17	ADOPTED 17-18
<b><u>4100 PERSONNEL &amp; RELATED</u></b>				
4101 Salaries - Full Time	\$ 270,503	\$ 249,966	\$ 256,617	\$ 269,770
4104 Overtime	934	-	70	-
4106 Social Security/Medicare	19,246	18,898	18,950	20,393
4107 TMRS	38,342	35,562	33,260	38,891
4108 Health & Life Insurance	40,072	51,288	43,030	46,908
4109 Workers Compensation	1,421	1,690	966	1,288
4114 Section 125 Admin Fee	52	90	45	45
4117 Health Savings Account	2,089	1,890	2,490	2,490
<b>Total Personnel &amp; Related</b>	<b><u>372,660</u></b>	<b><u>359,384</u></b>	<b><u>355,428</u></b>	<b><u>379,785</u></b>
<b><u>4200 SERVICES</u></b>				
4201 Public Notices	-	-	-	-
4216 Mobile Telephones	2,061	2,500	2,725	2,800
4219 Mobile Technology	333	1,000	1,110	1,200
4231 Equipment Rental	3,746	4,935	4,800	5,500
4250 Training & Travel	3,390	10,350	9,700	10,350
4251 Subscriptions	1,500	5,000	2,000	4,500
4252 Dues & Fees	32	700	-	700
4276 Website Development	-	-	300	-
4279 Software - Other	1,750	-	-	-
<b>Total Services</b>	<b><u>12,812</u></b>	<b><u>24,485</u></b>	<b><u>20,635</u></b>	<b><u>25,050</u></b>
<b><u>4300 SUPPLIES</u></b>				
4301 Office Supplies	5	-	-	-
4303 Operational Supplies	621	500	425	1,075
4307 Postage	13	90	10	50
4308 Small Tools & Minor Equipment	4,742	8,600	7,000	36,000
4311 Uniforms	785	1,500	1,450	2,500
4314 Protective Clothing	-	900	240	300
4328 Gasoline	1,707	2,500	2,450	2,500
<b>Total Supplies</b>	<b><u>7,873</u></b>	<b><u>14,090</u></b>	<b><u>11,575</u></b>	<b><u>42,425</u></b>

**CITY OF DEER PARK  
2017-2018 ANNUAL BUDGET**

**303 - EMERGENCY MANAGEMENT**

DESCRIPTION	ACTUAL 15-16	BUDGET 16-17	ESTIMATED 16-17	ADOPTED 17-18
<b><u>4400 REPAIRS &amp; MAINTENANCE</u></b>				
4401 Vehicles	1,535	2,500	2,500	2,500
4402 Machinery & Equipment	-	200	-	200
4404 Buildings	-	1,000	500	1,000
4405 Radios	-	600	-	600
4430 Furniture & Fixtures	420	4,000	3,999	4,100
4440 Alarm System	-	5,000	-	-
<b>Total Repairs &amp; Maintenance</b>	<b><u>1,955</u></b>	<b><u>13,300</u></b>	<b><u>6,999</u></b>	<b><u>8,400</u></b>
<b><u>4500 OTHER OPERATING EXP.</u></b>				
4530 Operating Transfers - LEPC	5,000	5,000	5,000	5,000
<b>Total Other Operating Expenditures</b>	<b><u>5,000</u></b>	<b><u>5,000</u></b>	<b><u>5,000</u></b>	<b><u>5,000</u></b>
<b><u>4900 CAPITAL OUTLAY</u></b>				
4904 Machinery & Equipment	-	-	32,634	-
4906 Automobiles & Light Trucks	47,738	30,000	24,800	-
<b>Total Capital Outlay</b>	<b><u>47,738</u></b>	<b><u>30,000</u></b>	<b><u>57,434</u></b>	<b><u>-</u></b>
<b>TOTAL EXPENDITURES</b>	<b><u>\$ 448,038</u></b>	<b><u>\$ 446,259</u></b>	<b><u>\$ 457,071</u></b>	<b><u>\$ 460,660</u></b>

**CITY OF DEER PARK  
2017-2018 ANNUAL BUDGET**

**EXPENDITURE SUMMARY**

**304 - FIRE DEPARTMENT**

DESCRIPTION	ACTUAL 15-16	BUDGET 16-17	ESTIMATED 16-17	ADOPTED 17-18
Personnel & Related	\$ 126,242	\$ 144,758	\$ 144,758	\$ 144,758
Services	150,014	174,350	172,800	185,350
Supplies	81,798	137,920	122,490	139,000
Repairs & Maintenance	53,628	97,500	94,200	97,500
Capital Outlay	<u>244,530</u>	<u>133,184</u>	<u>132,184</u>	<u>93,000</u>
<b>Total Expenditures</b>	<b><u>\$ 656,212</u></b>	<b><u>\$ 687,712</u></b>	<b><u>\$ 666,432</u></b>	<b><u>\$ 659,608</u></b>

**PROGRAM DESCRIPTION**

The Fire Department is staffed by volunteers and is responsible for the protection of life and property against fire and other disasters. The City currently has two fire stations. The department maintains equipment and ensures training of the volunteer force and provides fire suppression and emergency medical services.

**CITY OF DEER PARK  
2017-2018 ANNUAL BUDGET**

**304 - FIRE DEPARTMENT**

DESCRIPTION	ACTUAL 15-16	BUDGET 16-17	ESTIMATED 16-17	ADOPTED 17-18
<b><u>4100 PERSONNEL &amp; RELATED</u></b>				
4112 City Contribution to VFD	\$ 14,300	\$ 15,600	\$ 15,600	\$ 15,600
4113 City Contribution to VFD Retire.	104,876	122,000	122,000	122,000
4115 Accident & Sickness Policy	<u>7,066</u>	<u>7,158</u>	<u>7,158</u>	<u>7,158</u>
<b>Total Personnel &amp; Related</b>	<b><u>126,242</u></b>	<b><u>144,758</u></b>	<b><u>144,758</u></b>	<b><u>144,758</u></b>
<b><u>4200 SERVICES</u></b>				
4216 Mobile Telephone	1,431	3,750	1,500	1,500
4239 Audit Fees	-	1,400	-	-
4250 Training & Travel	45,603	55,900	55,000	56,000
4251 Subscriptions	495	2,000	100	12,000
4252 Dues & Fees	4,132	5,100	4,800	5,100
4255 Community\Employee Affairs	21,837	27,000	27,500	30,150
4256 Santa Around Town	7,000	8,000	7,900	8,000
4290 Contract Labor	<u>69,517</u>	<u>71,200</u>	<u>76,000</u>	<u>72,600</u>
<b>Total Services</b>	<b><u>150,014</u></b>	<b><u>174,350</u></b>	<b><u>172,800</u></b>	<b><u>185,350</u></b>
<b><u>4300 SUPPLIES</u></b>				
4301 Office Supplies	965	3,500	3,000	3,000
4303 Operational Supplies	12,363	9,000	8,900	10,250
4304 Data Processing Supplies	232	2,000	750	1,000
4305 Printing	175	500	590	1,000
4307 Postage	284	1,000	750	750
4308 Small Tools & Minor Equipment	13,662	27,420	25,000	32,500
4311 Uniforms	16,476	21,000	27,000	27,000
4314 Protective Clothing	5,446	18,500	18,000	18,500
4328 Gasoline	18,481	30,000	21,500	25,000
4329 Diesel	12,436	25,000	17,000	20,000
4348 Books	<u>1,277</u>	<u>-</u>	<u>-</u>	<u>-</u>
<b>Total Supplies</b>	<b><u>81,798</u></b>	<b><u>137,920</u></b>	<b><u>122,490</u></b>	<b><u>139,000</u></b>



**CITY OF DEER PARK  
2017-2018 ANNUAL BUDGET**

**304 - FIRE DEPARTMENT**

DESCRIPTION	ACTUAL 15-16	BUDGET 16-17	ESTIMATED 16-17	ADOPTED 17-18
<b><u>4400 REPAIRS &amp; MAINTENANCE</u></b>				
4401 Vehicles	33,251	34,000	35,000	34,000
4402 Machinery & Equipment	2,075	18,500	15,000	18,500
4404 Buildings	6,008	14,000	13,500	14,000
4405 Radios	8,917	17,000	17,000	17,000
4409 Air Conditioners	1,015	5,000	4,700	5,000
4413 Drill Field	<u>2,362</u>	<u>9,000</u>	<u>9,000</u>	<u>9,000</u>
<b>Total Repairs &amp; Maintenance</b>	<b><u>53,628</u></b>	<b><u>97,500</u></b>	<b><u>94,200</u></b>	<b><u>97,500</u></b>
<b><u>4900 CAPITAL OUTLAY</u></b>				
4903 Improvements Other than Bldgs	-	-	-	26,000
4904 Machinery & Equipment	131,346	20,000	19,000	-
4908 Lease Purchase	<u>113,184</u>	<u>113,184</u>	<u>113,184</u>	<u>67,000</u>
<b>Total Capital Outlay</b>	<b><u>244,530</u></b>	<b><u>133,184</u></b>	<b><u>132,184</u></b>	<b><u>93,000</u></b>
 <b>TOTAL EXPENDITURES</b>	 <b><u>\$ 656,212</u></b>	 <b><u>\$ 687,712</u></b>	 <b><u>\$ 666,432</u></b>	 <b><u>\$ 659,608</u></b>

**CITY OF DEER PARK  
2017-2018 ANNUAL BUDGET**

**EXPENDITURE SUMMARY**

**305 - EMERGENCY MEDICAL SERVICES**

DESCRIPTION	ACTUAL 15-16	BUDGET 16-17	ESTIMATED 16-17	ADOPTED 17-18
Personnel & Related	\$ 797,894	\$ 1,003,514	\$ 929,131	\$ 1,093,576
Services	88,392	88,395	105,760	144,600
Supplies	74,300	74,280	76,650	92,810
Repairs & Maintenance	<u>4,586</u>	<u>10,235</u>	<u>9,800</u>	<u>10,000</u>
<b>Total Expenditures</b>	<b><u>\$ 965,172</u></b>	<b><u>\$ 1,176,424</u></b>	<b><u>\$ 1,121,341</u></b>	<b><u>\$ 1,340,986</u></b>

**PERSONNEL SCHEDULE**

EMS Clerk	1	1	1	1
Paramedic	8	10	10	11
Paramedic - Part-Time	0	0	0	4

**PROGRAM DESCRIPTION**

The EMS Department is responsible for providing emergency medical treatment and ambulance transportation as needed. The four ambulances and two rescue vehicles are operated by the staff of paramedics along with members of the DPVFD. Note: one ambulance is staffed by two full-time paramedics 24/7.

**CITY OF DEER PARK  
2017-2018 ANNUAL BUDGET**

**305 - EMERGENCY MEDICAL SERVICES**

DESCRIPTION	ACTUAL 15-16	BUDGET 16-17	ESTIMATED 16-17	ADOPTED 17-18
<b><u>4100 PERSONNEL &amp; RELATED</u></b>				
4101 Salaries - Full Time	\$ 468,245	\$ 672,413	\$ 507,766	\$ 684,342
4102 Salaries - Part Time	-	-	23,900	20,000
4104 Salaries - Overtime	114,924	101,650	150,800	101,650
4106 Social Security/Medicare	42,803	44,785	51,740	54,764
4107 TMRS	82,368	83,859	84,100	101,470
4108 Health & Life Insurance	80,732	89,268	104,725	122,172
4109 Workers Compensation	6,542	8,914	5,107	8,308
4114 Section 125 Admin Fee	100	135	141	225
4117 Health Savings Account	2,181	2,490	852	645
<b>Total Personnel &amp; Related</b>	<b><u>797,894</u></b>	<b><u>1,003,514</u></b>	<b><u>929,131</u></b>	<b><u>1,093,576</u></b>
<b><u>4200 SERVICES</u></b>				
4250 Training & Travel	24,174	25,585	25,000	30,000
4252 Dues & Fees	400	50	-	50
4253 Disposal Fee	3,186	4,000	3,200	3,000
4255 Community/Employee Affairs	249	560	560	950
4279 Software - Other	-	600	-	-
4290 Contract Labor	60,383	57,600	77,000	110,600
<b>Total Services</b>	<b><u>88,392</u></b>	<b><u>88,395</u></b>	<b><u>105,760</u></b>	<b><u>144,600</u></b>
<b><u>4300 SUPPLIES</u></b>				
4301 Office Supplies	427	-	-	-
4303 Operational Supplies	64,930	66,930	69,000	70,200
4304 Data Processing Supplies	412	-	-	-
4305 Printing	404	500	250	250
4307 Postage	1,930	1,800	300	250
4308 Small Tools & Minor Equipment	3,310	2,550	2,200	8,110
4311 Uniforms	2,887	2,500	4,900	14,000
<b>Total Supplies</b>	<b><u>74,300</u></b>	<b><u>74,280</u></b>	<b><u>76,650</u></b>	<b><u>92,810</u></b>

**CITY OF DEER PARK  
2017-2018 ANNUAL BUDGET**

**305 - EMERGENCY MEDICAL SERVICES**

DESCRIPTION	ACTUAL 15-16	BUDGET 16-17	ESTIMATED 16-17	ADOPTED 17-18
<b><u>4400 REPAIRS &amp; MAINTENANCE</u></b>				
4401 Vehicles	4,564	8,000	7,800	8,000
4402 Machinery & Equipment	22	2,035	2,000	2,000
4403 Computer Equipment	-	200	-	-
<b>Total Repairs &amp; Maintenance</b>	<b><u>4,586</u></b>	<b><u>10,235</u></b>	<b><u>9,800</u></b>	<b><u>10,000</u></b>
<b>TOTAL EXPENDITURES</b>	<b><u>\$ 965,172</u></b>	<b><u>\$ 1,176,424</u></b>	<b><u>\$ 1,121,341</u></b>	<b><u>\$ 1,340,986</u></b>

**CITY OF DEER PARK  
2017-2018 ANNUAL BUDGET**

**EXPENDITURE SUMMARY**

**307 - FIRE MARSHAL**

DESCRIPTION	ACTUAL 15-16	BUDGET 16-17	ESTIMATED 16-17	ADOPTED 17-18
Personnel & Related	\$ 102,332	\$ 117,728	\$ 113,360	\$ 123,713
Services	55,621	26,870	25,450	27,300
Supplies	4,173	6,670	5,597	6,440
Repairs & Maintenance	<u>604</u>	<u>400</u>	<u>180</u>	<u>200</u>
<b>Total Expenditures</b>	<b><u>\$ 162,730</u></b>	<b><u>\$ 151,668</u></b>	<b><u>\$ 144,587</u></b>	<b><u>\$ 157,653</u></b>

**PERSONNEL SCHEDULE**

Fire Marshal	1	1	1	1
--------------	---	---	---	---

**PROGRAM DESCRIPTION**

The Fire Marshal's Office is responsible for proactive enforcement of the City's Fire Code as part of the efforts to protect against the loss of life and property. The Fire Marshal ensures that existing commercial buildings remain fire safe by educating the business owners and the community at-large in fire safety procedures and practices and by providing technical expertise to the City's building inspectors. The Fire Marshal conducts fire investigations and designs fire safety education programs.

**CITY OF DEER PARK  
2017-2018 ANNUAL BUDGET**

**307 - FIRE MARSHAL**

DESCRIPTION	ACTUAL 15-16	BUDGET 16-17	ESTIMATED 16-17	ADOPTED 17-18
<b><u>4100 PERSONNEL &amp; RELATED</u></b>				
4101 Salaries - Full Time	\$ 70,970	\$ 81,742	\$ 80,089	\$ 85,990
4106 Social Security/Medicare	4,844	6,189	5,800	6,508
4107 TMRS	10,017	11,645	10,300	12,412
4108 Health & Life Insurance	16,309	17,856	17,000	18,564
4109 Workers Compensation	146	251	148	194
4114 Section 125 Admin Fee	44	45	23	45
4117 Health Savings Account	-	-	-	-
<b>Total Personnel &amp; Related</b>	<b><u>102,332</u></b>	<b><u>117,728</u></b>	<b><u>113,360</u></b>	<b><u>123,713</u></b>
<b><u>4200 SERVICES</u></b>				
4216 Mobile Telephone	1,687	2,500	2,500	2,500
4219 Mobile Technology	1,047	-	-	-
4250 Training & Travel	15,140	13,570	14,000	13,600
4251 Subscriptions	156	-	-	-
4252 Dues & Fees	2,365	3,800	2,000	3,800
4255 Community/Employee Affairs	6,636	4,800	4,950	5,200
4279 Software - Other	590	2,200	2,000	2,200
4290 Contract Labor	28,000	-	-	-
<b>Total Services</b>	<b><u>55,621</u></b>	<b><u>26,870</u></b>	<b><u>25,450</u></b>	<b><u>27,300</u></b>
<b><u>4300 SUPPLIES</u></b>				
4301 Office Supplies	34	-	-	-
4303 Operational Supplies	1,302	2,600	2,100	2,600
4305 Printing	243	250	240	250
4307 Postage	170	-	7	-
4308 Small Tools & Minor Equipment	1,135	-	-	-
4311 Uniforms	924	2,800	2,700	2,800
4314 Protective Clothing	-	270	-	200
4328 Gasoline	245	300	350	350
4348 Books	120	450	200	240
<b>Total Supplies</b>	<b><u>4,173</u></b>	<b><u>6,670</u></b>	<b><u>5,597</u></b>	<b><u>6,440</u></b>

**CITY OF DEER PARK  
2017-2018 ANNUAL BUDGET**

**307 - FIRE MARSHAL**

DESCRIPTION	ACTUAL 15-16	BUDGET 16-17	ESTIMATED 16-17	ADOPTED 17-18
<b><u>4400 REPAIRS &amp; MAINTENANCE</u></b>				
4401 Vehicles	604	-	80	-
4402 Machinery & Equipment	-	200	100	200
4403 Computer Equipment	-	200	-	-
<b>Total Repairs &amp; Maintenance</b>	<b><u>604</u></b>	<b><u>400</u></b>	<b><u>180</u></b>	<b><u>200</u></b>
<b>TOTAL EXPENDITURES</b>	<b><u>\$ 162,730</u></b>	<b><u>\$ 151,668</u></b>	<b><u>\$ 144,587</u></b>	<b><u>\$ 157,653</u></b>

**CITY OF DEER PARK  
2017-2018 ANNUAL BUDGET**

**EXPENDITURE SUMMARY**

**314 - WAREHOUSE**

DESCRIPTION	ACTUAL 15-16	BUDGET 16-17	ESTIMATED 16-17	ADOPTED 17-18
Personnel & Related	\$ 74,704	\$ 74,105	\$ 73,338	\$ 75,704
Services	14	250	15	250
Supplies	5,311	1,300	1,000	1,300
Repairs & Maintenance	-	700	450	700
Capital Outlay	-	-	-	-
<b>Total Expenditures</b>	<b><u>\$ 80,030</u></b>	<b><u>\$ 76,355</u></b>	<b><u>\$ 74,803</u></b>	<b><u>\$ 77,954</u></b>

**PERSONNEL SCHEDULE**

Warehouse Attendant	1	1	1	1
---------------------	---	---	---	---

**PROGRAM DESCRIPTION**

The Warehouse Attendant is responsible for stocking and maintaining an inventory of the most frequently used items within the City and also stores and maintains surplus items sold at the annual City auction.



**CITY OF DEER PARK  
2017-2018 ANNUAL BUDGET**

**314 - WAREHOUSE**

DESCRIPTION	ACTUAL 15-16	BUDGET 16-17	ESTIMATED 16-17	ADOPTED 17-18
<b><u>4100 PERSONNEL &amp; RELATED</u></b>				
4101 Salaries - Full Time	\$ 55,229	\$ 54,194	\$ 52,373	\$ 55,376
4106 Social Security/Medicare	4,094	4,104	6,022	4,189
4107 TMRS	7,801	7,722	7,578	7,989
4108 Health & Life Insurance	6,616	7,140	6,812	7,428
4109 Workers Compensation	920	900	508	677
4114 Section 125 Admin Fee	44	45	45	45
4117 Health Savings Account	-	-	-	-
<b>Total Personnel &amp; Related</b>	<b><u>74,704</u></b>	<b><u>74,105</u></b>	<b><u>73,338</u></b>	<b><u>75,704</u></b>
<b><u>4200 SERVICES</u></b>				
4250 Training & Travel	-	25	-	25
4252 Dues & Fees	14	25	15	25
4279 Software - Other	-	200	-	200
<b>Total Services</b>	<b><u>14</u></b>	<b><u>250</u></b>	<b><u>15</u></b>	<b><u>250</u></b>
<b><u>4300 SUPPLIES</u></b>				
4301 Office Supplies	241	200	-	200
4303 Operational Supplies	-	50	-	50
4304 Data Processing Supplies	85	100	100	100
4308 Small Tools & Minor Equipment	4,732	500	500	500
4311 Uniforms	180	250	250	250
4328 Gasoline	74	200	150	200
<b>Total Supplies</b>	<b><u>5,311</u></b>	<b><u>1,300</u></b>	<b><u>1,000</u></b>	<b><u>1,300</u></b>
<b><u>4400 REPAIRS &amp; MAINTENANCE</u></b>				
4401 Vehicles	-	200	150	200
4402 Machinery & Equipment	-	100	100	100
4403 Computer Equipment	-	200	-	200
4404 Buildings	-	-	-	-
4409 Air Conditioners	-	200	200	200
<b>Total Repairs &amp; Maintenance</b>	<b><u>-</u></b>	<b><u>700</u></b>	<b><u>450</u></b>	<b><u>700</u></b>
<b><u>4900 CAPITAL OUTLAY</u></b>				
4903 Improvements Other Than Bldgs.	-	-	-	-
<b>Total Capital Outlay</b>	<b><u>-</u></b>	<b><u>-</u></b>	<b><u>-</u></b>	<b><u>-</u></b>
<b>TOTAL EXPENDITURES</b>	<b><u>\$ 80,030</u></b>	<b><u>\$ 76,355</u></b>	<b><u>\$ 74,803</u></b>	<b><u>\$ 77,954</u></b>

**CITY OF DEER PARK  
2017-2018 ANNUAL BUDGET**

**EXPENDITURE SUMMARY**

**401 - PLANNING AND DEVELOPMENT**

DESCRIPTION	ACTUAL 15-16	BUDGET 16-17	ESTIMATED 16-17	ADOPTED 17-18
Personnel & Related	\$ 1,516,536	\$ 1,612,665	\$ 1,493,095	\$ 1,591,868
Services	227,661	132,004	145,754	223,102
Supplies	50,920	74,450	61,900	70,604
Repairs & Maintenance	49,620	49,260	42,010	38,220
Capital Outlay	<u>51,822</u>	<u>91,000</u>	<u>88,188</u>	<u>16,000</u>
<b>Total Expenditures</b>	<b><u>\$ 1,896,559</u></b>	<b><u>\$ 1,959,379</u></b>	<b><u>\$ 1,830,947</u></b>	<b><u>\$ 1,939,794</u></b>

**PERSONNEL SCHEDULE**

Director of Public Works	1	1	1	1
Engineering Coordinator	1	1	1	1
Electrical Supervisor	1	1	1	1
Chief Building Official	1	1	1	1
Engineering Inspector	2	2	2	2
Inspector III	1	1	1	1
Inspector II	1	1	1	1
Inspector I	1	0	0	0
Traffic Signal Supervisor	1	1	1	1
Maintenance Electrician (HVAC) II	1	1	1	1
Maintenance Electrician	1	1	1	1
PW Operations Coordinator	1	1	1	1
Surveyor/AutoCAD Operator	1	1	1	1
Maintenance Technician III	1	1	1	1
Code Enforcement Officer	2	1	1	1
Clerk	1	1	1	1
Summer Laborer - Temporary	2	2	2	1

**PROGRAM DESCRIPTION**

Planning and Development is responsible for coordinating and administering all regulations and policies that regulate development within the City of Deer Park. This includes building inspections, subdivision plat review, subdivision construction plans, etc. The department is also responsible for the electrical and A/C maintenance at City facilities.

**CITY OF DEER PARK  
2017-2018 ANNUAL BUDGET**

**401 - PLANNING AND DEVELOPMENT**

DESCRIPTION	ACTUAL 15-16	BUDGET 16-17	ESTIMATED 16-17	ADOPTED 17-18
<b><u>4100 PERSONNEL &amp; RELATED</u></b>				
4101 Salaries - Full Time	\$ 1,099,537	\$ 1,147,209	\$ 1,064,410	\$ 1,132,349
4103 Salaries - Temporary	5,615	5,800	5,800	2,900
4104 Salaries - Overtime	9,934	13,000	19,530	13,100
4106 Social Security/Medicare	81,506	88,195	80,150	87,099
4107 TMRS	157,617	165,047	158,750	165,680
4108 Health & Life Insurance	154,006	184,548	156,290	181,512
4109 Workers Compensation	2,968	3,196	1,833	2,313
4111 Car Allowance	5,175	5,400	5,175	5,400
4114 Section 125 Admin Fee	178	270	222	270
4117 Health Savings Account	-	-	935	1,245
<b>Total Personnel &amp; Related</b>	<b><u>1,516,536</u></b>	<b><u>1,612,665</u></b>	<b><u>1,493,095</u></b>	<b><u>1,591,868</u></b>
<b><u>4200 SERVICES</u></b>				
4216 Mobile Telephones	2,868	2,950	2,900	2,950
4219 Mobile Technology	3,381	3,384	3,860	3,860
4231 Equipment Rental	5,585	4,130	6,500	8,130
4240 Consultant Fees	88,616	36,000	41,012	146,000
4243 Surveyor Fee	13,510	-	-	-
4250 Training & Travel	9,498	16,990	16,000	17,990
4252 Dues & Fees	11,263	4,000	5,300	4,000
4279 Software - Other	40,167	7,750	18,182	13,372
4280 Home Demolition/Lot Cleaning	13,500	16,000	15,000	16,000
4281 Tree Services	3,650	5,800	2,000	5,800
4290 Contract Labor	35,624	35,000	35,000	5,000
<b>Total Services</b>	<b><u>227,661</u></b>	<b><u>132,004</u></b>	<b><u>145,754</u></b>	<b><u>223,102</u></b>
<b><u>4300 SUPPLIES</u></b>				
4301 Office Supplies	2,579	3,000	2,500	3,000
4303 Operational Supplies	21,943	30,000	30,000	30,000
4304 Data Processing Supplies	6,691	4,000	2,000	2,000
4308 Small Tools & Minor Equipment	6,277	16,000	14,000	16,630
4311 Uniforms	3,952	3,500	3,500	3,500
4314 Protective Clothing	124	-	-	-
4328 Gasoline	7,863	16,000	8,500	13,524
4329 Diesel	607	1,550	450	1,000
4348 Books	884	400	950	950
<b>Total Supplies</b>	<b><u>50,920</u></b>	<b><u>74,450</u></b>	<b><u>61,900</u></b>	<b><u>70,604</u></b>

**CITY OF DEER PARK  
2017-2018 ANNUAL BUDGET**

**401 - PLANNING AND DEVELOPMENT**

DESCRIPTION	ACTUAL 15-16	BUDGET 16-17	ESTIMATED 16-17	ADOPTED 17-18
<b><u>4400 REPAIRS &amp; MAINTENANCE</u></b>				
4401 Vehicles	7,534	8,000	8,000	8,000
4402 Machinery & Equipment	778	2,350	1,000	2,350
4403 Computer Equipment	1,738	13,510	13,510	2,470
4404 Buildings	202	200	-	200
4405 Radios	-	100	-	100
4406 Streets	3,408	11,000	7,000	11,000
4409 Air Conditioners	-	100	-	100
4435 Traffic Signals	35,959	14,000	12,500	14,000
<b>Total Repairs &amp; Maintenance</b>	<b><u>49,620</u></b>	<b><u>49,260</u></b>	<b><u>42,010</u></b>	<b><u>38,220</u></b>
<b><u>4900 CAPITAL OUTLAY</u></b>				
4903 Improvements Other Than Bldgs.	12,130	-	-	16,000
4904 Machinery & Equipment	39,692	66,000	64,625	-
4906 Automobiles & Light Trucks	-	25,000	23,563	-
<b>Total Capital Outlay</b>	<b><u>51,822</u></b>	<b><u>91,000</u></b>	<b><u>88,188</u></b>	<b><u>16,000</u></b>
<b>TOTAL EXPENDITURES</b>	<b><u>\$ 1,896,559</u></b>	<b><u>\$ 1,959,379</u></b>	<b><u>\$ 1,830,947</u></b>	<b><u>\$ 1,939,794</u></b>

**CITY OF DEER PARK  
2017-2018 ANNUAL BUDGET**

**EXPENDITURE SUMMARY**

**402 - SANITATION**

DESCRIPTION	ACTUAL 15-16	BUDGET 16-17	ESTIMATED 16-17	ADOPTED 17-18
Personnel & Related	\$ 1,497,659	\$ 1,517,039	\$ 1,498,593	\$ 1,566,756
Services	1,601,232	1,565,320	1,578,399	1,595,900
Supplies	239,703	344,630	295,502	388,630
Repairs & Maintenance	150,029	192,950	186,700	192,950
Capital Outlay	<u>265,336</u>	<u>237,500</u>	<u>238,745</u>	<u>271,900</u>
<b>Total Expenditures</b>	<b><u>\$ 3,753,958</u></b>	<b><u>\$ 3,857,439</u></b>	<b><u>\$ 3,797,939</u></b>	<b><u>\$ 4,016,136</u></b>

**PERSONNEL SCHEDULE**

Sanitation Supervisor	1	1	1	1
Assistant Sanitation Supervisor	1	1	1	1
Equipment Operator III	3	3	3	3
Crew Leader	5	5	5	5
Equipment Operator II	1	1	1	1
Sanitation Laborer	11	11	11	11

**PROGRAM DESCRIPTION**

The Sanitation Department is responsible for the collection and disposal of all residential garbage and trash (commercial waste disposal is outsourced). This department also maintains the City's transfer station and two recycling centers.

**CITY OF DEER PARK  
2017-2018 ANNUAL BUDGET**

**402 - SANITATION**

DESCRIPTION	ACTUAL 15-16	BUDGET 16-17	ESTIMATED 16-17	ADOPTED 17-18
<b><u>4100 PERSONNEL &amp; RELATED</u></b>				
4101 Salaries - Full Time	\$ 1,023,255	\$ 1,026,117	\$ 1,027,222	\$ 1,061,003
4104 Salaries - Overtime	28,757	25,710	27,700	25,710
4106 Social Security/Medicare	76,816	79,410	78,310	82,025
4107 TMRS	148,569	149,320	148,710	156,423
4108 Health & Life Insurance	186,646	206,640	197,100	216,060
4109 Workers Compensation	32,250	28,462	16,301	21,665
4114 Section 125 Admin Fee	78	90	90	90
4117 Health Savings Account	1,289	1,290	3,160	3,780
<b>Total Personnel &amp; Related</b>	<b><u>1,497,659</u></b>	<b><u>1,517,039</u></b>	<b><u>1,498,593</u></b>	<b><u>1,566,756</u></b>
<b><u>4200 SERVICES</u></b>				
4216 Mobile Telephones	267	400	253	253
4219 Mobile Technology	-	420	420	420
4220 Commercial Garbage Collection	956,007	960,000	974,016	991,000
4250 Training & Travel	550	3,000	3,010	3,000
4252 Dues & Fees	236	1,500	700	1,227
4253 Disposal Fees	644,173	600,000	600,000	600,000
<b>Total Services</b>	<b><u>1,601,232</u></b>	<b><u>1,565,320</u></b>	<b><u>1,578,399</u></b>	<b><u>1,595,900</u></b>
<b><u>4300 SUPPLIES</u></b>				
4301 Office Supplies	111	350	300	350
4302 Cleaning Supplies	8,077	15,000	12,000	15,000
4303 Operational Supplies	10,486	20,000	18,000	20,000
4305 Printing	321	600	300	600
4308 Small Tools & Minor Equipment	5,249	12,000	11,500	12,000
4309 Garbage Bags	157,784	150,000	143,302	194,000
4311 Uniforms	9,052	7,680	7,500	7,680
4328 Gasoline	1,924	4,000	2,600	4,000
4329 Diesel	46,699	135,000	100,000	135,000
<b>Total Supplies</b>	<b><u>239,703</u></b>	<b><u>344,630</u></b>	<b><u>295,502</u></b>	<b><u>388,630</u></b>

**CITY OF DEER PARK  
2017-2018 ANNUAL BUDGET**

**402 - SANITATION**

DESCRIPTION	ACTUAL 15-16	BUDGET 16-17	ESTIMATED 16-17	ADOPTED 17-18
<b><u>4400 REPAIRS &amp; MAINTENANCE</u></b>				
4401 Vehicles	111,634	166,700	166,700	166,700
4402 Machinery & Equipment	13,576	15,000	10,000	15,000
4403 Computer Equipment	-	-	-	-
4404 Buildings	24,819	10,000	10,000	10,000
4405 Radios	-	500	-	500
4409 Air Conditioners	-	750	-	750
4425 Refuse Containers	-	-	-	-
<b>Total Repairs &amp; Maintenance</b>	<b><u>150,029</u></b>	<b><u>192,950</u></b>	<b><u>186,700</u></b>	<b><u>192,950</u></b>
<b><u>4900 CAPITAL OUTLAY</u></b>				
4902 Building	-	-	-	-
4904 Machinery & Equipment	-	-	-	9,000
4906 Automobiles & Light Trucks	-	-	-	-
4907 Large Trucks/Heavy Rolling Stock	178,500	115,100	85,200	35,000
4908 Lease Purchase	<u>86,836</u>	<u>122,400</u>	<u>153,545</u>	<u>227,900</u>
<b>Total Capital Outlay</b>	<b><u>265,336</u></b>	<b><u>237,500</u></b>	<b><u>238,745</u></b>	<b><u>271,900</u></b>
<b>TOTAL EXPENDITURES</b>	<b><u>\$ 3,753,958</u></b>	<b><u>\$ 3,857,439</u></b>	<b><u>\$ 3,797,939</u></b>	<b><u>\$ 4,016,136</u></b>

**CITY OF DEER PARK  
2017-2018 ANNUAL BUDGET**

**EXPENDITURE SUMMARY**

**403 - STREET MAINTENANCE**

DESCRIPTION	ACTUAL 15-16	BUDGET 16-17	ESTIMATED 16-17	ADOPTED 17-18
Personnel & Related	\$ 798,120	\$ 846,758	\$ 808,382	\$ 902,649
Services	14,395	28,376	17,736	102,376
Supplies	107,519	115,875	111,170	113,005
Repairs & Maintenance	138,105	334,050	315,887	788,695
Capital Outlay	<u>108,452</u>	<u>124,500</u>	<u>98,401</u>	<u>19,500</u>
<b>Total Expenditures</b>	<b><u>\$ 1,166,591</u></b>	<b><u>\$ 1,449,559</u></b>	<b><u>\$ 1,351,576</u></b>	<b><u>\$ 1,926,225</u></b>

**PERSONNEL SCHEDULE**

Street Maintenance Supervisor	1	1	1	1
Assistant Street Supervisor	0	0	0	0
Crew Leader	1	1	1	1
Equipment Operator III	1	3	3	2
Equipment Operator II	3	1	1	3
Equipment Operator I	2	2	2	1
Laborer	5	5	5	5
Summer Laborer - Temporary	5	5	5	6

**PROGRAM DESCRIPTION**

The Street Maintenance Department is responsible for the repair and maintenance of all City streets and drainage structures. Field duties include patching concrete and asphalt streets, street sweeping, mowing the right-of-ways, cleaning ditches, culverts, catch basins and sewer manholes, and mosquito control.



**CITY OF DEER PARK  
2017-2018 ANNUAL BUDGET**

**403 - STREET MAINTENANCE**

DESCRIPTION	ACTUAL 15-16	BUDGET 16-17	ESTIMATED 16-17	ADOPTED 17-18
<b><u>4100 PERSONNEL &amp; RELATED</u></b>				
4101 Salaries - Full Time	\$ 549,521	\$ 563,840	\$ 537,627	\$ 592,192
4103 Salaries - Temporary	7,475	14,500	14,500	17,400
4104 Salaries - Overtime	21,125	15,000	15,000	15,000
4106 Social Security/Medicare	43,053	44,393	42,400	47,177
4107 TMRS	80,606	81,392	77,800	87,433
4108 Health & Life Insurance	79,838	107,568	108,800	127,416
4109 Workers Compensation	14,819	18,595	10,638	14,561
4114 Section 125 Admin Fee	126	180	167	180
4117 Health Savings Account	1,557	1,290	1,450	1,290
<b>Total Personnel &amp; Related</b>	<b><u>798,120</u></b>	<b><u>846,758</u></b>	<b><u>808,382</u></b>	<b><u>902,649</u></b>
<b><u>4200 SERVICES</u></b>				
4216 Mobile Telephones	441	450	480	480
4219 Mobile Technology	456	456	456	456
4231 Equipment Rental	5,636	9,820	-	9,820
4250 Training & Travel	77	3,550	3,000	2,520
4252 Dues & Fees	394	1,600	1,300	1,600
4253 Disposal Fees	7,391	12,500	12,500	12,500
4290 Contract Labor	-	-	-	75,000
<b>Total Services</b>	<b><u>14,395</u></b>	<b><u>28,376</u></b>	<b><u>17,736</u></b>	<b><u>102,376</u></b>
<b><u>4300 SUPPLIES</u></b>				
4301 Office Supplies	124	300	250	300
4302 Cleaning Supplies	-	-	-	-
4303 Operational Supplies	30,773	24,000	24,000	24,000
4308 Small Tools & Minor Equipment	14,131	17,300	17,300	16,430
4311 Uniforms	4,352	4,120	4,120	4,120
4316 Chemicals	31,023	36,000	36,000	36,000
4328 Gasoline	7,439	12,000	7,500	10,000
4329 Diesel	19,677	22,155	22,000	22,155
<b>Total Supplies</b>	<b><u>107,519</u></b>	<b><u>115,875</u></b>	<b><u>111,170</u></b>	<b><u>113,005</u></b>

**CITY OF DEER PARK  
2017-2018 ANNUAL BUDGET**

**403 - STREET MAINTENANCE**

DESCRIPTION	ACTUAL 15-16	BUDGET 16-17	ESTIMATED 16-17	ADOPTED 17-18
<b><u>4400 REPAIRS &amp; MAINTENANCE</u></b>				
4401 Vehicles	16,593	22,000	20,000	22,000
4402 Machinery & Equipment	19,171	20,000	20,000	20,000
4403 Computer Equipment	-	-	-	-
4404 Buildings	2,243	200	387	54,845
4405 Radios	-	200	-	200
4406 Streets	97,324	250,000	250,000	650,000
4407 Sidewalks	1,509	40,000	25,000	40,000
4408 Storm Sewer	1,265	1,500	500	1,500
4409 Air Conditioners	-	150	-	150
<b>Total Repairs &amp; Maintenance</b>	<b><u>138,105</u></b>	<b><u>334,050</u></b>	<b><u>315,887</u></b>	<b><u>788,695</u></b>
<b><u>4900 CAPITAL OUTLAY</u></b>				
4904 Machinery & Equipment	51,744	59,500	34,396	19,500
4906 Automobiles & Light Trucks	56,709	65,000	64,005	-
4907 Large Trucks & Heavy Rolling Stock	-	-	-	-
<b>Total Capital Outlay</b>	<b><u>108,452</u></b>	<b><u>124,500</u></b>	<b><u>98,401</u></b>	<b><u>19,500</u></b>
<b>TOTAL EXPENDITURES</b>	<b><u>\$ 1,166,591</u></b>	<b><u>\$ 1,449,559</u></b>	<b><u>\$ 1,351,576</u></b>	<b><u>\$ 1,926,225</u></b>

**CITY OF DEER PARK  
2017-2018 ANNUAL BUDGET**

**EXPENDITURE SUMMARY**

**404 - FLEET MAINTENANCE**

DESCRIPTION	ACTUAL 15-16	BUDGET 16-17	ESTIMATED 16-17	ADOPTED 17-18
Personnel & Related	\$ 558,008	\$ 620,512	\$ 404,462	\$ 576,965
Services	35,149	43,275	41,235	38,754
Supplies	74,260	54,395	49,260	56,030
Repairs & Maintenance	21,811	13,500	11,000	15,728
Capital Outlay	-	231,020	188,000	56,700
<b>Total Expenditures</b>	<b>\$ 689,229</b>	<b>\$ 962,702</b>	<b>\$ 693,957</b>	<b>\$ 744,177</b>

**PERSONNEL SCHEDULE**

Shop Supervisor	1	1	1	1
Welder	1	1	1	1
Mechanic II	4	4	4	4
Mechanic I	1	1	1	1
Laborer	1	1	1	1

**PROGRAM DESCRIPTION**

The Fleet Maintenance Department is responsible for the repair and maintenance of all vehicles and equipment in the Public Works, Parks and Rec, Fire, Planning and Development, Humane, Utilities, and Administrative departments. This also includes maintaining an adequate fuel supply for these vehicles and equipment.

**CITY OF DEER PARK  
2017-2018 ANNUAL BUDGET**

**404 - FLEET MAINTENANCE**

DESCRIPTION	ACTUAL 15-16	BUDGET 16-17	ESTIMATED 16-17	ADOPTED 17-18
<b><u>4100 PERSONNEL &amp; RELATED</u></b>				
4101 Salaries - Full Time	\$ 391,868	\$ 428,652	\$ 289,361	\$ 382,848
4104 Salaries - Overtime	192	2,000	3,760	2,000
4106 Social Security/Medicare	28,486	32,595	21,950	29,204
4107 TMRS	55,402	61,327	41,275	55,696
4108 Health & Life Insurance	78,113	90,480	44,000	102,216
4109 Workers Compensation	3,929	5,413	3,094	3,576
4114 Section 125 Admin Fee	19	45	35	180
4117 Health Savings Account	-	-	987	1,245
<b>Total Personnel &amp; Related</b>	<b><u>558,008</u></b>	<b><u>620,512</u></b>	<b><u>404,462</u></b>	<b><u>576,965</u></b>
<b><u>4200 SERVICES</u></b>				
4216 Mobile Telephones	230	300	235	240
4250 Training & Travel	300	2,525	500	2,600
4252 Dues & Fees	596	11,758	7,500	7,545
4279 Software - Other	<u>34,023</u>	<u>28,692</u>	<u>33,000</u>	<u>28,369</u>
<b>Total Services</b>	<b><u>35,149</u></b>	<b><u>43,275</u></b>	<b><u>41,235</u></b>	<b><u>38,754</u></b>
<b><u>4300 SUPPLIES</u></b>				
4301 Office Supplies	111	150	215	150
4302 Cleaning Supplies	500	-	-	-
4303 Operational Supplies	59,705	36,145	36,145	38,450
4304 Data Processing Supplies	-	2,250	500	2,250
4308 Small Tools & Minor Equipment	9,716	7,200	7,200	8,830
4311 Uniforms	2,401	2,200	2,200	2,200
4316 Chemicals	-	2,000	-	-
4328 Gasoline	1,068	2,300	1,500	2,000
4329 Diesel	759	2,000	1,500	2,000
4348 Books	-	150	-	150
<b>Total Supplies</b>	<b><u>74,260</u></b>	<b><u>54,395</u></b>	<b><u>49,260</u></b>	<b><u>56,030</u></b>

**CITY OF DEER PARK  
2017-2018 ANNUAL BUDGET**

**404 - FLEET MAINTENANCE**

DESCRIPTION	ACTUAL 15-16	BUDGET 16-17	ESTIMATED 16-17	ADOPTED 17-18
<b><u>4400 REPAIRS &amp; MAINTENANCE</u></b>				
4401 Vehicles	9,043	5,500	7,000	8,973
4402 Machinery & Equipment	2,459	7,000	3,000	2,500
4403 Computer Equipment	-	-	-	2,255
4404 Buildings	10,310	1,000	1,000	2,000
4406 Street	-	-	-	-
<b>Total Repairs &amp; Maintenance</b>	<b><u>21,811</u></b>	<b><u>13,500</u></b>	<b><u>11,000</u></b>	<b><u>15,728</u></b>
<b><u>4900 CAPITAL OUTLAY</u></b>				
4904 Machinery & Equipment	-	31,020	20,000	56,700
4909 Parking Lots	-	200,000	168,000	-
4915 Software	-	-	-	-
<b>Total Capital Outlay</b>	<b><u>-</u></b>	<b><u>231,020</u></b>	<b><u>188,000</u></b>	<b><u>56,700</u></b>
<b>TOTAL EXPENDITURES</b>	<b><u>\$ 689,229</u></b>	<b><u>\$ 962,702</u></b>	<b><u>\$ 693,957</u></b>	<b><u>\$ 744,177</u></b>

**CITY OF DEER PARK  
2017-2018 ANNUAL BUDGET**

**EXPENDITURE SUMMARY**

**405 - HUMANE SERVICES**

DESCRIPTION	ACTUAL 15-16	BUDGET 16-17	ESTIMATED 16-17	ADOPTED 17-18
Personnel & Related	\$ 203,083	\$ 211,498	\$ 204,301	\$ 231,272
Services	2,557	6,085	7,326	4,590
Supplies	29,904	31,250	27,300	23,310
Repairs & Maintenance	<u>864</u>	<u>9,900</u>	<u>8,375</u>	<u>3,900</u>
<b>Total Expenditures</b>	<b><u>\$ 236,407</u></b>	<b><u>\$ 258,733</u></b>	<b><u>\$ 247,302</u></b>	<b><u>\$ 263,072</u></b>

**PERSONNEL SCHEDULE**

Animal Control Supervisor	1	1	1	1
Animal Control Officer	2	2	2	2
Animal Shelter Attendant - Part-Time	0	0	0	1

**PROGRAM DESCRIPTION**

The Humane Services Department is responsible for all phases of animal control in the City of Deer Park. This includes maintenance of the animal shelter and enforcement of associated ordinances.

**CITY OF DEER PARK  
2017-2018 ANNUAL BUDGET**

**405 - HUMANE SERVICES**

DESCRIPTION	ACTUAL 15-16	BUDGET 16-17	ESTIMATED 16-17	ADOPTED 17-18
<b><u>4100 PERSONNEL &amp; RELATED</u></b>				
4101 Salaries - Full Time	\$ 126,263	\$ 127,902	\$ 125,246	\$ 133,824
4102 Salaries - Part Time	-	-	-	12,000
4104 Salaries - Overtime	18,283	20,000	19,800	20,000
4106 Social Security/Medicare	10,496	11,261	10,800	11,727
4107 TMRS	20,419	21,109	20,200	22,353
4108 Health & Life Insurance	26,072	28,872	26,400	28,728
4109 Workers Compensation	1,505	2,309	1,326	1,950
4114 Section 125 Admin Fee	44	45	45	45
4117 Health Savings Account	-	-	484	645
<b>Total Personnel &amp; Related</b>	<b><u>203,083</u></b>	<b><u>211,498</u></b>	<b><u>204,301</u></b>	<b><u>231,272</u></b>
<b><u>4200 SERVICES</u></b>				
4216 Mobile Telephones	214	285	225	225
4219 Mobile Technology	456	-	456	915
4250 Training & Travel	1,348	1,500	1,300	1,500
4252 Dues & Fees	540	300	300	300
4279 Software - Other	-	4,000	5,045	1,650
<b>Total Services</b>	<b><u>2,557</u></b>	<b><u>6,085</u></b>	<b><u>7,326</u></b>	<b><u>4,590</u></b>
<b><u>4300 SUPPLIES</u></b>				
4301 Office Supplies	1,001	450	400	450
4302 Cleaning Supplies	1,120	2,400	-	-
4303 Operational Supplies	21,339	13,950	13,950	13,350
4304 Data Processing Supplies	-	350	350	350
4305 Printing	630	250	250	250
4308 Small Tools & Minor Equipment	2,710	8,850	8,850	4,910
4311 Uniforms	1,256	1,000	1,000	1,000
4314 Protective Clothing	-	-	-	-
4328 Gasoline	1,848	4,000	2,500	3,000
<b>Total Supplies</b>	<b><u>29,904</u></b>	<b><u>31,250</u></b>	<b><u>27,300</u></b>	<b><u>23,310</u></b>

**CITY OF DEER PARK  
2017-2018 ANNUAL BUDGET**

**405 - HUMANE SERVICES**

DESCRIPTION	ACTUAL 15-16	BUDGET 16-17	ESTIMATED 16-17	ADOPTED 17-18
<b><u>4400 REPAIRS &amp; MAINTENANCE</u></b>				
4401 Vehicles	354	1,450	1,000	1,450
4402 Machinery & Equipment	-	100	50	100
4403 Computer Equipment	-	6,000	2,500	-
4404 Buildings	509	2,000	4,825	2,000
4405 Radios	-	100	-	100
4409 Air Conditioners	-	250	-	250
<b>Total Repairs &amp; Maintenance</b>	<b><u>864</u></b>	<b><u>9,900</u></b>	<b><u>8,375</u></b>	<b><u>3,900</u></b>
 <b>TOTAL EXPENDITURES</b>	 <b><u>\$ 236,407</u></b>	 <b><u>\$ 258,733</u></b>	 <b><u>\$ 247,302</u></b>	 <b><u>\$ 263,072</u></b>



**CITY OF DEER PARK  
2017-2018 ANNUAL BUDGET**

**EXPENDITURE SUMMARY**

**409 - BEAUTIFICATION**

DESCRIPTION	ACTUAL 15-16	BUDGET 16-17	ESTIMATED 16-17	ADOPTED 17-18
Services	\$ -	\$ -	\$ -	\$ 15,000
Supplies	7,346	10,000	10,000	10,000
Repairs & Maintenance	19,133	15,000	15,000	20,000
Capital Outlay	-	-	-	-
<b>Total Expenditures</b>	<b><u>\$ 26,480</u></b>	<b><u>\$ 25,000</u></b>	<b><u>\$ 25,000</u></b>	<b><u>\$ 45,000</u></b>

**PROGRAM DESCRIPTION**

The Beautification Department provides funding for projects recommended by the City's Beautification Committee and approved by the City Council. The committee establishes beautification guidelines and design standards to enhance the appearance of the City, and selects various locations, landmarks, or corridors within the City as potential project opportunities. The committee seeks funding from Federal, State and local resources to support these beautification efforts.

**CITY OF DEER PARK  
2017-2018 ANNUAL BUDGET**

**409 - BEAUTIFICATION**

DESCRIPTION	ACTUAL 15-16	BUDGET 16-17	ESTIMATED 16-17	ADOPTED 17-18
<b><u>4200 SERVICES</u></b>				
4290 Contract Labor	-	-	-	15,000
<b>Total Services</b>	<b>-</b>	<b>-</b>	<b>-</b>	<b>15,000</b>
<b><u>4300 SUPPLIES</u></b>				
4303 Operational Supplies	7,346	10,000	10,000	10,000
<b>Total Supplies</b>	<b>7,346</b>	<b>10,000</b>	<b>10,000</b>	<b>10,000</b>
<b><u>4400 REPAIRS &amp; MAINTENANCE</u></b>				
4412 Grounds	19,133	15,000	15,000	20,000
<b>Total Repairs &amp; Maintenance</b>	<b>19,133</b>	<b>15,000</b>	<b>15,000</b>	<b>20,000</b>
<b><u>4900 CAPITAL OUTLAY</u></b>				
4903 Improvements Other Than Bldgs.	-	-	-	-
4904 Machinery & Equipment	-	-	-	-
<b>Total Capital Outlay</b>	<b>-</b>	<b>-</b>	<b>-</b>	<b>-</b>
 <b>TOTAL EXPENDITURES</b>	 <b>\$ 26,480</b>	 <b>\$ 25,000</b>	 <b>\$ 25,000</b>	 <b>\$ 45,000</b>

**CITY OF DEER PARK  
2017-2018 ANNUAL BUDGET**

**EXPENDITURE SUMMARY**

**410 - PARK MAINTENANCE**

DESCRIPTION	ACTUAL 15-16	BUDGET 16-17	ESTIMATED 16-17	ADOPTED 17-18
Personnel & Related	\$ 1,315,498	\$ 1,376,368	\$ 1,267,146	\$ 1,425,014
Services	117,628	102,000	108,625	130,750
Supplies	188,691	167,000	167,000	183,700
Repairs & Maintenance	198,055	273,200	266,575	248,950
Other Operating Expenditures	-	-	-	-
Capital Outlay	373,055	1,341,100	1,322,100	557,000
<b>Total Expenditures</b>	<b><u>\$ 2,192,927</u></b>	<b><u>\$ 3,259,668</u></b>	<b><u>\$ 3,131,446</u></b>	<b><u>\$ 2,545,414</u></b>

**PERSONNEL SCHEDULE**

Park Operations Supervisor	1	1	1	1
Assistant Park Operations Supervisor	0	0	0	1
Park Operations Coordinator	1	1	1	0
Crew Leader	5	5	5	5
Maintenance Technician I	1	1	1	0
Maintenance Technician II	0	0	0	1
Mechanic II	1	1	1	1
Arborist	1	1	1	1
Equipment Operator II	1	1	1	1
Equipment Operator I	8	8	8	8
P & R Laborer	12	12	12	12

**PROGRAM DESCRIPTION**

The Parks Maintenance Department is responsible for the maintenance of all City grounds, which includes over 180 acres of play lots, ball fields, lawns, esplanades, and right-of-ways.

**CITY OF DEER PARK  
2017-2018 ANNUAL BUDGET**

**410 - PARK MAINTENANCE**

DESCRIPTION	ACTUAL 15-16	BUDGET 16-17	ESTIMATED 16-17	ADOPTED 17-18
<b><u>4100 PERSONNEL &amp; RELATED</u></b>				
4101 Salaries - Full Time	\$ 879,282	\$ 889,802	\$ 820,832	\$ 902,903
4102 Salaries - Part Time	93,502	120,000	93,800	120,000
4103 Salaries - Temporary	-	-	-	-
4104 Salaries - Overtime	12,913	14,500	14,120	14,500
4106 Social Security/Medicare	73,444	77,588	69,480	78,285
4107 TMRS	126,028	128,664	117,130	131,790
4108 Health & Life Insurance	118,793	131,364	142,930	166,416
4109 Workers Compensation	10,074	12,980	7,431	9,650
4114 Section 125 Admin Fee	174	180	134	180
4117 Health Savings Account	1,289	1,290	1,289	1,290
<b>Total Personnel &amp; Related</b>	<b><u>1,315,498</u></b>	<b><u>1,376,368</u></b>	<b><u>1,267,146</u></b>	<b><u>1,425,014</u></b>
<b><u>4200 SERVICES</u></b>				
4216 Mobile Telephones	552	1,200	1,200	1,200
4219 Mobile Technology	912	-	875	1,000
4231 Equipment Rental	6,345	7,000	16,500	7,000
4250 Training & Travel	7,754	6,550	6,550	7,550
4252 Dues & Fees	2,299	1,250	1,500	3,000
4290 Contract Labor	99,765	86,000	82,000	111,000
<b>Total Services</b>	<b><u>117,628</u></b>	<b><u>102,000</u></b>	<b><u>108,625</u></b>	<b><u>130,750</u></b>
<b><u>4300 SUPPLIES</u></b>				
4301 Office Supplies	447	500	500	500
4302 Cleaning Supplies	-	-	-	-
4303 Operational Supplies	82,923	90,000	90,000	120,000
4308 Small Tools & Minor Equipment	72,375	31,000	31,000	11,700
4311 Uniforms	7,139	5,500	7,500	13,500
4328 Gasoline	18,969	25,000	24,000	24,000
4329 Diesel	6,838	15,000	14,000	14,000
<b>Total Supplies</b>	<b><u>188,691</u></b>	<b><u>167,000</u></b>	<b><u>167,000</u></b>	<b><u>183,700</u></b>

**CITY OF DEER PARK  
2017-2018 ANNUAL BUDGET**

**410 - PARK MAINTENANCE**

DESCRIPTION	ACTUAL 15-16	BUDGET 16-17	ESTIMATED 16-17	ADOPTED 17-18
<b><u>4400 REPAIRS &amp; MAINTENANCE</u></b>				
4401 Vehicles	21,976	20,000	20,000	20,000
4402 Machinery & Equipment	30,951	31,700	31,575	31,075
4404 Buildings	23,239	43,500	41,000	41,000
4407 Sidewalks	10,186	50,000	50,000	35,000
4410 Sanitary Sewer	-	-	-	-
4412 Grounds	<u>111,702</u>	<u>128,000</u>	<u>124,000</u>	<u>121,875</u>
<b>Total Repairs &amp; Maintenance</b>	<b><u>198,055</u></b>	<b><u>273,200</u></b>	<b><u>266,575</u></b>	<b><u>248,950</u></b>
 <b><u>4500 OTHER OPERATING EXP.</u></b>				
4510 Contingency	<u>-</u>	<u>-</u>	<u>-</u>	<u>-</u>
<b>Total Other Operating Exp.</b>	<b><u>-</u></b>	<b><u>-</u></b>	<b><u>-</u></b>	<b><u>-</u></b>
 <b><u>4900 CAPITAL OUTLAY</u></b>				
4902 Buildings	-	-	142,122	-
4903 Improvements Other Than Bldgs.	192,648	1,087,100	944,978	452,000
4904 Machinery & Equipment	148,509	64,000	60,000	25,000
4906 Automobiles & Light Trucks	31,898	190,000	175,000	80,000
4911 Sidewalks	<u>-</u>	<u>-</u>	<u>-</u>	<u>-</u>
<b>Total Capital Outlay</b>	<b><u>373,055</u></b>	<b><u>1,341,100</u></b>	<b><u>1,322,100</u></b>	<b><u>557,000</u></b>
 <b>TOTAL EXPENDITURES</b>	 <b><u>\$ 2,192,927</u></b>	 <b><u>\$ 3,259,668</u></b>	 <b><u>\$ 3,131,446</u></b>	 <b><u>\$ 2,545,414</u></b>

**CITY OF DEER PARK  
2017-2018 ANNUAL BUDGET**

**EXPENDITURE SUMMARY**

**411 - RECREATION**

DESCRIPTION	ACTUAL 15-16	BUDGET 16-17	ESTIMATED 16-17	ADOPTED 17-18
Personnel & Related	\$ 972,685	\$ 1,025,203	\$ 1,000,443	\$ 1,054,343
Services	151,976	162,850	163,650	185,650
Supplies	231,728	289,945	289,145	296,445
Repairs & Maintenance	59,687	81,155	81,155	78,155
Capital Outlay	48,557	-	-	-
<b>Total Expenditures</b>	<b>\$ 1,464,633</b>	<b>\$ 1,559,153</b>	<b>\$ 1,534,393</b>	<b>\$ 1,614,593</b>

**PERSONNEL SCHEDULE**

Director of Parks and Recreation	1	1	1	1
Parks & Rec. - Assistant Director	1	1	1	1
Recreation Supervisor	1	1	1	1
Parks & Rec. Mktg/Technical Coordinator	1	1	1	1
Youth Programs Coordinator	1	1	1	1
Recreation Specialist	2	2	2	2
Secretary	1	1	1	1
PR Administrative Coordinator	0	1	1	1
Office Manager	1	0	0	0
Program Leader - Administration/Marketing	1	1	1	1
Program Aide - Part-Time	11	11	11	11
Program Leader - Part-Time	1	1	1	1
Administrative Aide - Part-Time	0	0	0	1

**PROGRAM DESCRIPTION**

The function of the Recreation Department is to offer the citizens of Deer Park a vehicle for leisure activities to include a variety of activities and programs for all ages, including instructional classes and special programs of a seasonal interest, picnics, drama productions, dog shows, etc. The Community Center has several game rooms to provide for active and passive recreational activities.

**CITY OF DEER PARK  
2017-2018 ANNUAL BUDGET**

**411 - RECREATION**

DESCRIPTION	ACTUAL 15-16	BUDGET 16-17	ESTIMATED 16-17	ADOPTED 17-18
<b><u>4100 PERSONNEL &amp; RELATED</u></b>				
4101 Salaries - Full Time	\$ 596,683	\$ 617,652	\$ 598,030	\$ 626,201
4102 Salaries - Part Time	87,161	108,000	96,700	118,200
4103 Salaries - Temporary	-	-	-	-
4104 Salaries - Overtime	29,332	23,000	41,900	23,000
4106 Social Security/Medicare	52,138	56,684	54,900	57,330
4107 TMRS	89,064	91,003	89,700	98,780
4108 Health & Life Insurance	106,638	114,312	111,345	123,540
4109 Workers Compensation	6,814	9,482	5,434	7,067
4111 Car Allowance	4,600	4,800	2,200	-
4114 Section 125 Admin Fee	255	270	234	225
4117 Health Savings Account	-	-	-	-
<b>Total Personnel &amp; Related</b>	<b><u>972,685</u></b>	<b><u>1,025,203</u></b>	<b><u>1,000,443</u></b>	<b><u>1,054,343</u></b>
<b><u>4200 SERVICES</u></b>				
4216 Mobile Telephones	417	2,500	2,500	2,500
4219 Mobile Technology	1,513	-	1,800	1,800
4231 Equipment Rental	4,004	16,000	16,000	16,000
4232 Building Rental	198	-	-	-
4242 Consulting Architect Fee	-	-	-	20,000
4244 Advertising	17,946	25,000	25,000	25,000
4250 Training & Travel	7,804	12,000	12,000	12,000
4251 Subscriptions	-	500	500	500
4252 Dues & Fees	3,035	3,500	3,500	3,500
4279 Software - Other	45,218	40,000	40,000	40,000
4290 Contract Labor	71,841	58,850	57,850	57,850
4295 Outside Services - Oth Govt Ag	-	4,500	4,500	6,500
<b>Total Services</b>	<b><u>151,976</u></b>	<b><u>162,850</u></b>	<b><u>163,650</u></b>	<b><u>185,650</u></b>
<b><u>4300 SUPPLIES</u></b>				
4301 Office Supplies	5,299	8,000	8,000	8,000
4303 Operational Supplies	187,598	215,395	215,395	217,895
4304 Data Processing Supplies	-	500	500	500
4305 Printing	17,474	28,500	28,500	28,500
4307 Postage	2,466	12,500	12,500	12,500
4308 Small Tools & Minor Equipment	15,648	15,500	15,500	20,300
4311 Uniforms	1,233	4,550	4,550	4,550
4328 Gasoline	1,154	5,000	4,200	4,200
4329 Diesel	856	-	-	-
<b>Total Supplies</b>	<b><u>231,728</u></b>	<b><u>289,945</u></b>	<b><u>289,145</u></b>	<b><u>296,445</u></b>

**CITY OF DEER PARK  
2017-2018 ANNUAL BUDGET**

**411 - RECREATION**

DESCRIPTION	ACTUAL 15-16	BUDGET 16-17	ESTIMATED 16-17	ADOPTED 17-18
<b><u>4400 REPAIRS &amp; MAINTENANCE</u></b>				
4401 Vehicles	4,178	3,500	3,500	3,500
4402 Machinery & Equipment	7,463	5,000	5,000	7,000
4403 Computer Equipment	-	400	400	400
4404 Buildings	44,126	57,505	57,505	52,505
4405 Radios	-	250	250	250
4409 Air Conditioners	<u>3,920</u>	<u>14,500</u>	<u>14,500</u>	<u>14,500</u>
<b>Total Repairs &amp; Maintenance</b>	<b><u>59,687</u></b>	<b><u>81,155</u></b>	<b><u>81,155</u></b>	<b><u>78,155</u></b>
<b><u>4900 CAPITAL OUTLAY</u></b>				
4902 Buildings	-	-	-	-
4904 Machinery & Equipment	48,557	-	-	-
4906 Automobiles & Light Trucks	<u>-</u>	<u>-</u>	<u>-</u>	<u>-</u>
<b>Total Capital Outlay</b>	<b><u>48,557</u></b>	<b><u>-</u></b>	<b><u>-</u></b>	<b><u>-</u></b>
 <b>TOTAL EXPENDITURES</b>	 <b><u>\$ 1,464,633</u></b>	 <b><u>\$ 1,559,153</u></b>	 <b><u>\$ 1,534,393</u></b>	 <b><u>\$ 1,614,593</u></b>



**CITY OF DEER PARK  
2017-2018 ANNUAL BUDGET**

**EXPENDITURE SUMMARY**

**412 - ATHLETICS & AQUATICS**

DESCRIPTION	ACTUAL 15-16	BUDGET 16-17	ESTIMATED 16-17	ADOPTED 17-18
Personnel & Related	\$ 456,544	\$ 465,858	\$ 461,325	\$ 468,382
Services	122,547	145,660	145,000	153,000
Supplies	160,844	192,900	192,560	172,060
Repairs & Maintenance	39,514	41,000	42,000	44,000
Capital Outlay	78,944	28,900	28,900	38,200
<b>Total Expenditures</b>	<b>\$ 858,394</b>	<b>\$ 874,318</b>	<b>\$ 869,785</b>	<b>\$ 875,642</b>

**PERSONNEL SCHEDULE**

Athletics & Aquatics Supervisor	1	1	1	1
Athletics & Aquatics Coordinator	1	1	1	1
Recreation Specialist	1	1	1	1
Pool Manager - Temporary	5	4	5	5
Lifeguard - Temporary	30	30	28	28
Gym - Part-time	0	0	0	0
Program Aide - Part-Time	5	7	7	7
Program Leader - Part-Time	2	1	1	1
Swim Aide/Cashier - Temporary	6	6	6	6
Athletic Leader - Temporary	4	3	3	2
Athletic Leader - Part-Time	0	0	0	1
Scorekeeper - Temporary	8	8	8	0
Scorekeeper - Part-Time	0	0	0	8

**PROGRAM DESCRIPTION**

The Athletics & Aquatics Department offers a wide variety of athletic activities, including softball, basketball, volleyball, tennis, track and field, racquetball, and swimming. This department organizes, sponsors, and administers these activities. The City pool is located in Dow Park and is open from June through August of each year.

**CITY OF DEER PARK  
2017-2018 ANNUAL BUDGET**

**412 - ATHLETICS & AQUATICS**

DESCRIPTION	ACTUAL 15-16	BUDGET 16-17	ESTIMATED 16-17	ADOPTED 17-18
<b><u>4100 PERSONNEL &amp; RELATED</u></b>				
4101 Salaries - Full Time	\$ 151,148	\$ 153,362	\$ 154,078	\$ 161,901
4102 Salaries - Part Time	62,839	67,500	73,265	128,500
4103 Salaries - Temporary	153,929	153,744	153,744	92,744
4104 Salaries - Overtime	18,834	12,000	11,745	12,000
4106 Social Security/Medicare	29,298	26,617	29,900	30,123
4107 TMRS	23,401	23,097	22,970	25,162
4108 Health & Life Insurance	13,738	24,996	12,540	13,548
4109 Workers Compensation	3,302	4,452	2,554	3,714
4114 Section 125 Admin Fee	56	90	45	45
4117 Health Savings Account	-	-	484	645
<b>Total Personnel &amp; Related</b>	<b><u>456,544</u></b>	<b><u>465,858</u></b>	<b><u>461,325</u></b>	<b><u>468,382</u></b>
<b><u>4200 SERVICES</u></b>				
4216 Mobile Telephones	459	700	500	500
4219 Mobile Technology	134	960	500	500
4231 Equipment & Other Rentals	309	-	600	600
4244 Advertising	2,194	2,500	2,500	1,500
4250 Training & Travel	12,424	11,000	8,000	16,000
4252 Dues & Fees	5,811	5,000	7,400	7,400
4290 Contract Labor	88,297	102,000	102,000	100,000
4295 Outside Services - Oth Govt Ag	12,918	23,500	23,500	26,500
<b>Total Services</b>	<b><u>122,547</u></b>	<b><u>145,660</u></b>	<b><u>145,000</u></b>	<b><u>153,000</u></b>
<b><u>4300 SUPPLIES</u></b>				
4301 Office Supplies	4,407	4,500	4,500	4,500
4303 Operational Supplies	113,157	141,000	140,660	140,660
4308 Small Tools & Minor Equipment	26,179	30,900	30,900	10,400
4311 Uniforms	9,082	7,500	7,500	7,500
4314 Protective Clothing	7,669	8,500	8,500	8,500
4328 Gasoline	350	500	500	500
<b>Total Supplies</b>	<b><u>160,844</u></b>	<b><u>192,900</u></b>	<b><u>192,560</u></b>	<b><u>172,060</u></b>

**CITY OF DEER PARK  
2017-2018 ANNUAL BUDGET**

**412 - ATHLETICS & AQUATICS**

DESCRIPTION	ACTUAL 15-16	BUDGET 16-17	ESTIMATED 16-17	ADOPTED 17-18
<b><u>4400 REPAIRS &amp; MAINTENANCE</u></b>				
4401 Vehicle Repairs & Maintenance	-	500	500	500
4402 Machinery & Equipment	1,314	5,000	5,000	7,000
4404 Buildings	13,336	10,000	10,000	10,000
4409 Air Conditioners	674	3,000	4,000	4,000
4412 Grounds	13,328	-	-	-
4417 Swimming Pool	<u>10,862</u>	<u>22,500</u>	<u>22,500</u>	<u>22,500</u>
<b>Total Repairs &amp; Maintenance</b>	<b><u>39,514</u></b>	<b><u>41,000</u></b>	<b><u>42,000</u></b>	<b><u>44,000</u></b>
<b><u>4900 CAPITAL OUTLAY</u></b>				
4902 Buildings	-	-	-	-
4903 Improvements Other Than Bldgs.	55,857	22,900	22,900	7,200
4904 Machinery & Equipment	23,087	6,000	6,000	-
4906 Automobiles & Light Trucks	<u>-</u>	<u>-</u>	<u>-</u>	<u>31,000</u>
<b>Total Capital Outlay</b>	<b><u>78,944</u></b>	<b><u>28,900</u></b>	<b><u>28,900</u></b>	<b><u>38,200</u></b>
 <b>TOTAL EXPENDITURES</b>	 <b><u>\$ 858,394</u></b>	 <b><u>\$ 874,318</u></b>	 <b><u>\$ 869,785</u></b>	 <b><u>\$ 875,642</u></b>

**CITY OF DEER PARK  
2017-2018 ANNUAL BUDGET**

**EXPENDITURE SUMMARY**

**413 - BUILDING MAINTENANCE**

DESCRIPTION	ACTUAL 15-16	BUDGET 16-17	ESTIMATED 16-17	ADOPTED 17-18
Personnel & Related	\$ 508,593	\$ 562,471	\$ 532,122	\$ 576,080
Services	1,344	6,000	6,000	4,500
Supplies	54,790	62,700	61,100	69,100
Repairs & Maintenance	2,246	16,400	18,000	7,500
Capital Outlay	<u>22,627</u>	<u>40,000</u>	<u>40,000</u>	<u>10,000</u>
<b>Total Expenditures</b>	<b><u>\$ 589,599</u></b>	<b><u>\$ 687,571</u></b>	<b><u>\$ 657,222</u></b>	<b><u>\$ 667,180</u></b>

**PERSONNEL SCHEDULE**

Building Maintenance Supervisor	1	1	1	1
Maintenance Worker	1	1	1	1
Custodian	6	6	6	6
P & R Laborer	3	3	3	3

**PROGRAM DESCRIPTION**

The Building Maintenance Department is responsible for the custodial care of City buildings, and ball field and parks facilities. This department also handles limited maintenance activities such as painting, glass repair, and minor carpentry.

**CITY OF DEER PARK  
2017-2018 ANNUAL BUDGET**

**413 - BUILDING MAINTENANCE**

DESCRIPTION	ACTUAL 15-16	BUDGET 16-17	ESTIMATED 16-17	ADOPTED 17-18
<b><u>4100 PERSONNEL &amp; RELATED</u></b>				
4101 Salaries - Full Time	\$ 328,333	\$ 343,101	\$ 337,308	\$ 356,735
4102 Salaries - Part Time	27,000	45,000	38,290	45,000
4104 Salaries - Overtime	14,520	15,000	10,900	15,000
4106 Social Security/Medicare	27,986	30,436	28,890	31,463
4107 TMRS	49,492	50,731	49,190	53,428
4108 Health & Life Insurance	55,431	70,056	62,290	67,944
4109 Workers Compensation	4,431	6,677	3,830	5,085
4114 Section 125 Admin Fee	111	180	134	135
4117 Health Savings Account	1,289	1,290	1,290	1,290
<b>Total Personnel &amp; Related</b>	<b><u>508,593</u></b>	<b><u>562,471</u></b>	<b><u>532,122</u></b>	<b><u>576,080</u></b>
<b><u>4200 SERVICES</u></b>				
4216 Mobile Telephones	409	1,000	500	-
4219 Mobile Technology	456	-	500	500
4250 Training and Travel	462	3,000	2,500	1,500
4252 Dues & Fees	17	-	500	500
4290 Contract Labor	-	2,000	2,000	2,000
<b>Total Services</b>	<b><u>1,344</u></b>	<b><u>6,000</u></b>	<b><u>6,000</u></b>	<b><u>4,500</u></b>
<b><u>4300 SUPPLIES</u></b>				
4301 Office Supplies	294	550	550	1,050
4302 Cleaning Supplies	24	-	-	-
4303 Operational Supplies	44,629	48,950	48,950	48,950
4308 Small Tools & Minor Equipment	5,262	5,500	7,600	15,100
4311 Uniforms	2,229	2,500	1,500	1,500
4328 Gasoline	2,351	5,200	2,500	2,500
<b>Total Supplies</b>	<b><u>54,790</u></b>	<b><u>62,700</u></b>	<b><u>61,100</u></b>	<b><u>69,100</u></b>

**CITY OF DEER PARK  
2017-2018 ANNUAL BUDGET**

**413 - BUILDING MAINTENANCE**

DESCRIPTION	ACTUAL 15-16	BUDGET 16-17	ESTIMATED 16-17	ADOPTED 17-18
<b><u>4400 REPAIRS &amp; MAINTENANCE</u></b>				
4401 Vehicles	1,404	2,000	2,000	2,000
4402 Machinery & Equipment	389	1,900	500	1,500
4404 Buildings	<u>453</u>	<u>12,500</u>	<u>15,500</u>	<u>4,000</u>
<b>Total Repairs &amp; Maintenance</b>	<b><u>2,246</u></b>	<b><u>16,400</u></b>	<b><u>18,000</u></b>	<b><u>7,500</u></b>
<b><u>4900 CAPITAL OUTLAY</u></b>				
4904 Machinery & Equipment	-	-	-	10,000
4906 Automobiles & Light Trucks	<u>22,627</u>	<u>40,000</u>	<u>40,000</u>	<u>-</u>
<b>Total Capital Outlay</b>	<b><u>22,627</u></b>	<b><u>40,000</u></b>	<b><u>40,000</u></b>	<b><u>10,000</u></b>
 <b>TOTAL EXPENDITURES</b>	 <b><u>\$ 589,599</u></b>	 <b><u>\$ 687,571</u></b>	 <b><u>\$ 657,222</u></b>	 <b><u>\$ 667,180</u></b>

**CITY OF DEER PARK  
2017-2018 ANNUAL BUDGET**

**EXPENDITURE SUMMARY**

**415 - SENIOR SERVICES**

DESCRIPTION	ACTUAL 15-16	BUDGET 16-17	ESTIMATED 16-17	ADOPTED 17-18
Personnel & Related	\$ 176,128	\$ 213,289	\$ 212,460	\$ 214,470
Services	15,211	20,200	20,900	19,000
Supplies	307,138	294,900	296,700	304,200
Repairs & Maintenance	13,352	19,200	16,700	16,700
Capital Outlay	<u>37,722</u>	<u>15,000</u>	<u>15,000</u>	<u>-</u>
<b>Total Expenditures</b>	<b><u>\$ 549,552</u></b>	<b><u>\$ 562,589</u></b>	<b><u>\$ 561,760</u></b>	<b><u>\$ 554,370</u></b>

**PERSONNEL SCHEDULE**

Senior Services Supervisor	1	1	1	1
Recreation Specialist	1	1	1	1
Program Aide - Part-Time	5	5	5	5
Program Leader - Part-Time	1	1	1	1

**PROGRAM DESCRIPTION**

The Senior Services Department operates the Maxwell Center providing a wide variety of services to the senior adults in Deer Park.

**CITY OF DEER PARK  
2017-2018 ANNUAL BUDGET**

**415 - SENIOR SERVICES**

DESCRIPTION	ACTUAL 15-16	BUDGET 16-17	ESTIMATED 16-17	ADOPTED 17-18
<b><u>4100 PERSONNEL &amp; RELATED</u></b>				
4101 Salaries - Full Time	\$ 81,106	\$ 102,733	\$ 102,195	\$ 107,388
4102 Salaries - Part Time	61,600	53,000	60,430	58,000
4104 Salaries - Overtime	1,008	1,000	4,470	1,000
4106 Social Security/Medicare	10,759	11,943	12,500	12,666
4107 TMRS	11,581	14,838	14,805	15,693
4108 Health & Life Insurance	9,216	29,472	17,900	19,512
4109 Workers Compensation	836	213	115	166
4114 Section 125 Admin Fee	22	90	45	45
4117 Health Savings Account	-	-	-	-
<b>Total Personnel &amp; Related</b>	<b><u>176,128</u></b>	<b><u>213,289</u></b>	<b><u>212,460</u></b>	<b><u>214,470</u></b>
<b><u>4200 SERVICES</u></b>				
4231 Equipment Rentals	1,994	4,800	4,800	4,800
4244 Advertising	1,052	1,500	1,500	1,500
4250 Training & Travel	3,916	5,000	5,000	2,000
4252 Dues & Fees	367	400	400	400
4290 Contract Labor	7,883	8,500	9,200	10,300
<b>Total Services</b>	<b><u>15,211</u></b>	<b><u>20,200</u></b>	<b><u>20,900</u></b>	<b><u>19,000</u></b>
<b><u>4300 SUPPLIES</u></b>				
4301 Office Supplies	1,228	1,500	800	800
4303 Operational Supplies	291,404	286,500	289,130	296,630
4304 Data Processing Supplies	-	-	-	-
4307 Postage	-	400	-	-
4308 Small Tools & Minor Equipment	10,969	2,500	2,500	2,500
4311 Uniforms	1,126	1,000	1,770	1,770
4328 Gasoline	2,412	3,000	2,500	2,500
<b>Total Supplies</b>	<b><u>307,138</u></b>	<b><u>294,900</u></b>	<b><u>296,700</u></b>	<b><u>304,200</u></b>



**CITY OF DEER PARK  
2017-2018 ANNUAL BUDGET**

**415 - SENIOR SERVICES**

DESCRIPTION	ACTUAL 15-16	BUDGET 16-17	ESTIMATED 16-17	ADOPTED 17-18
<b><u>4400 REPAIRS &amp; MAINTENANCE</u></b>				
4401 Vehicles	2,593	3,000	3,000	3,000
4402 Machinery & Equipment	2,990	4,000	4,000	4,000
4404 Buildings	6,397	6,000	6,000	6,000
4409 Air Conditioners	1,370	3,700	3,700	3,700
4412 Grounds	<u>3</u>	<u>2,500</u>	<u>-</u>	<u>-</u>
<b>Total Repairs &amp; Maintenance</b>	<b><u>13,352</u></b>	<b><u>19,200</u></b>	<b><u>16,700</u></b>	<b><u>16,700</u></b>
<b><u>4900 CAPITAL OUTLAY</u></b>				
4902 Buildings	-	15,000	15,000	-
4903 Improvements Other Than Bldgs.	-	-	-	-
4904 Machinery & Equipment	6,663	-	-	-
4906 Automobiles & Light Trucks	<u>31,059</u>	<u>-</u>	<u>-</u>	<u>-</u>
<b>Total Capital Outlay</b>	<b><u>37,722</u></b>	<b><u>15,000</u></b>	<b><u>15,000</u></b>	<b><u>-</u></b>
 <b>TOTAL EXPENDITURES</b>	 <b><u>\$ 549,552</u></b>	 <b><u>\$ 562,589</u></b>	 <b><u>\$ 561,760</u></b>	 <b><u>\$ 554,370</u></b>

**CITY OF DEER PARK  
2017-2018 ANNUAL BUDGET**

**EXPENDITURE SUMMARY**

**416 - AFTER SCHOOL ACTIVITY PROGRAM**

DESCRIPTION	ACTUAL 15-16	BUDGET 16-17	ESTIMATED 16-17	ADOPTED 17-18
Personnel & Related	\$ 231,093	\$ 266,745	\$ 225,334	\$ 266,053
Services	8,444	11,650	10,650	7,650
Supplies	52,292	78,250	80,250	80,250
Repair & Maintenance	1,633	5,000	4,000	4,000
Capital Outlay	-	32,000	5,200	31,000
<b>Total Expenditures</b>	<b><u>\$ 293,462</u></b>	<b><u>\$ 393,645</u></b>	<b><u>\$ 325,434</u></b>	<b><u>\$ 388,953</u></b>

**PERSONNEL SCHEDULE**

Afterschool Leader	0	0	0	0
Program Leader	5	5	5	5
Afterschool Aide	16	16	16	16

**PROGRAM DESCRIPTION**

The After School Activity Program (ASAP) operates during the school year only for the benefit of children who might otherwise be unsupervised during after school hours. The program offers leisure education designed to help the children develop a positive self image by learning teamwork, cooperation, improved study habits, and decision making skills.

**CITY OF DEER PARK  
2017-2018 ANNUAL BUDGET**

**416 - AFTER SCHOOL ACTIVITY PROGRAM**

DESCRIPTION	ACTUAL 15-16	BUDGET 16-17	ESTIMATED 16-17	ADOPTED 17-18
<b><u>4100 PERSONNEL &amp; RELATED</u></b>				
4102 Salaries - Part Time	\$ 208,137	\$ 240,000	\$ 202,840	\$ 240,000
4104 Salaries - Overtime	4,534	5,000	4,810	5,000
4106 Social Security/Medicare	16,269	18,628	15,900	18,743
4109 Workers Compensation	2,153	3,117	1,784	2,310
<b>Total Personnel &amp; Related</b>	<b><u>231,093</u></b>	<b><u>266,745</u></b>	<b><u>225,334</u></b>	<b><u>266,053</u></b>
<b><u>4200 SERVICES</u></b>				
4216 Mobile Telephone	1,283	750	1,350	1,350
4219 Mobile Technology	2,735	1,400	2,500	2,500
4250 Training & Travel	2,409	6,200	3,000	3,000
4251 Subscriptions	-	300	300	300
4252 Dues & Fees	16	-	500	500
4279 Software - Other	2,000	3,000	3,000	-
<b>Total Services</b>	<b><u>8,444</u></b>	<b><u>11,650</u></b>	<b><u>10,650</u></b>	<b><u>7,650</u></b>
<b><u>4300 SUPPLIES</u></b>				
4301 Office Supplies	778	3,000	3,000	3,000
4303 Operational Supplies	46,478	65,000	66,000	66,000
4308 Small Tools & Minor Equipment	300	250	1,250	1,250
4311 Uniforms	3,581	7,000	7,000	7,000
4329 Diesel	1,155	3,000	3,000	3,000
<b>Total Supplies</b>	<b><u>52,292</u></b>	<b><u>78,250</u></b>	<b><u>80,250</u></b>	<b><u>80,250</u></b>
<b><u>4400 REPAIRS &amp; MAINTENANCE</u></b>				
4401 Vehicles	1,633	5,000	4,000	4,000
<b>Total Repair &amp; Maintenance</b>	<b><u>1,633</u></b>	<b><u>5,000</u></b>	<b><u>4,000</u></b>	<b><u>4,000</u></b>
<b><u>4900 CAPITAL OUTLAY</u></b>				
4907 Large Trucks/Heavy Rolling Stock	-	32,000	-	-
4908 Lease Purchase	-	-	5,200	31,000
<b>Total Capital Outlay</b>	<b><u>-</u></b>	<b><u>32,000</u></b>	<b><u>5,200</u></b>	<b><u>31,000</u></b>
<b>TOTAL EXPENDITURES</b>	<b><u>\$ 293,462</u></b>	<b><u>\$ 393,645</u></b>	<b><u>\$ 325,434</u></b>	<b><u>\$ 388,953</u></b>

**CITY OF DEER PARK  
2017-2018 ANNUAL BUDGET**

**EXPENDITURE SUMMARY**

**417 - DRAMA**

DESCRIPTION	ACTUAL 15-16	BUDGET 16-17	ESTIMATED 16-17	ADOPTED 17-18
Personnel & Related	\$ 305,099	\$ 312,006	\$ 302,613	\$ 323,232
Services	21,464	27,550	31,920	31,920
Supplies	92,233	82,350	76,480	76,480
Repairs & Maintenance	11,471	23,600	25,100	71,600
Capital Outlay	-	7,100	7,100	-
<b>Total Expenditures</b>	<b><u>\$ 430,268</u></b>	<b><u>\$ 452,606</u></b>	<b><u>\$ 443,213</u></b>	<b><u>\$ 503,232</u></b>

**PERSONNEL SCHEDULE**

Artistic/Managing Supervisor	1	1	1	1
Technical Production Coordinator	1	1	1	1
Theater/Drama Specialist II	0	1	1	1
Theater/Drama Specialist I	1	0	0	0
Program Aide - Part-Time	2	2	2	2
Program Leader - Part-Time	1	1	1	1

**PROGRAM DESCRIPTION**

The Art Park Players is the City's community theatre offering many shows each season and participating in many City events throughout the year. Art Park Players is the only dinner theatre in the Houston area offering several dinner shows each year and many special one-night-only productions. There is also a Junior Art Park Players theatre program, which helps students gain self-confidence as they develop their creativity through participation in classes and programs.

**CITY OF DEER PARK  
2017-2018 ANNUAL BUDGET**

**417 - DRAMA**

DESCRIPTION	ACTUAL 15-16	BUDGET 16-17	ESTIMATED 16-17	ADOPTED 17-18
<b><u>4100 PERSONNEL &amp; RELATED</u></b>				
4101 Salaries - Full Time	\$ 174,594	\$ 174,352	\$ 172,616	\$ 177,997
4102 Salaries - Part Time	50,760	58,672	48,630	58,672
4104 Salaries - Overtime	6,098	3,000	3,000	3,000
4106 Social Security/Medicare	17,120	16,378	16,725	18,108
4107 TMRS	25,469	24,531	25,850	25,974
4108 Health & Life Insurance	29,782	33,348	34,810	38,076
4109 Workers Compensation	1,275	1,725	982	1,405
4117 Health Savings Account	-	-	-	-
<b>Total Personnel &amp; Related</b>	<b><u>305,099</u></b>	<b><u>312,006</u></b>	<b><u>302,613</u></b>	<b><u>323,232</u></b>
<b><u>4200 SERVICES</u></b>				
4216 Mobile Telephone	512	600	720	720
4231 Equipment Rental	3,179	4,200	4,200	4,200
4232 Building Rental	1,818	-	4,000	4,000
4244 Advertising	2,910	2,500	2,500	2,500
4250 Training & Travel	968	2,200	2,200	2,200
4251 Subscriptions	234	50	300	300
4252 Dues & Fees	1,924	12,000	12,000	12,000
4290 Contract Labor	9,918	6,000	6,000	6,000
4295 Outside Services	-	-	-	-
<b>Total Services</b>	<b><u>21,464</u></b>	<b><u>27,550</u></b>	<b><u>31,920</u></b>	<b><u>31,920</u></b>
<b><u>4300 SUPPLIES</u></b>				
4301 Office Supplies	1,014	2,000	1,500	1,500
4303 Operational Supplies	84,512	74,500	70,030	70,030
4304 Data Processing Supplies	134	500	-	-
4307 Postage	-	500	100	100
4308 Small Tools & Minor Equipment	4,858	3,850	3,850	3,850
4311 Uniforms	1,715	1,000	1,000	1,000
<b>Total Supplies</b>	<b><u>92,233</u></b>	<b><u>82,350</u></b>	<b><u>76,480</u></b>	<b><u>76,480</u></b>

**CITY OF DEER PARK  
2017-2018 ANNUAL BUDGET**

**417 - DRAMA**

DESCRIPTION	ACTUAL 15-16	BUDGET 16-17	ESTIMATED 16-17	ADOPTED 17-18
<b><u>4400 REPAIRS &amp; MAINTENANCE</u></b>				
4401 Vehicles	353	500	500	500
4402 Machinery & Equipment	191	500	500	500
4403 Computer Equipment	-	100	100	100
4404 Buildings	9,187	20,500	20,500	64,000
4409 Air Conditioners	<u>1,740</u>	<u>2,000</u>	<u>3,500</u>	<u>6,500</u>
<b>Total Repairs &amp; Maintenance</b>	<b><u>11,471</u></b>	<b><u>23,600</u></b>	<b><u>25,100</u></b>	<b><u>71,600</u></b>
<b><u>4900 CAPITAL OUTLAY</u></b>				
4902 Buildings	-	7,100	7,100	-
4904 Machinery & Equipment	-	-	-	-
4906 Automobiles & Light Trucks	<u>-</u>	<u>-</u>	<u>-</u>	<u>-</u>
<b>Total Capital Outlay</b>	<b><u>-</u></b>	<b><u>7,100</u></b>	<b><u>7,100</u></b>	<b><u>-</u></b>
 <b>TOTAL EXPENDITURES</b>	 <b><u>\$ 430,268</u></b>	 <b><u>\$ 452,606</u></b>	 <b><u>\$ 443,213</u></b>	 <b><u>\$ 503,232</u></b>

**CITY OF DEER PARK  
2017-2018 ANNUAL BUDGET**

**EXPENDITURE SUMMARY**

**420 - LIBRARY**

DESCRIPTION	ACTUAL 15-16	BUDGET 16-17	ESTIMATED 16-17	ADOPTED 17-18
Personnel & Related	\$ 766,408	\$ 855,534	\$ 789,858	\$ 900,892
Services	50,264	57,759	56,130	60,957
Supplies	140,650	157,628	151,643	154,148
Repairs & Maintenance	13,521	12,200	11,000	12,200
Capital Outlay	26,570	39,211	26,166	13,045
<b>Total Expenditures</b>	<b>\$ 997,413</b>	<b>\$ 1,122,332</b>	<b>\$ 1,034,797</b>	<b>\$ 1,141,242</b>

**PERSONNEL SCHEDULE**

Library Director	1	1	1	1
Asst. Library Director - Adult Services	1	1	1	0
Asst. Library Director/Library Technical Services Supervisor	0	0	0	1
Librarian - Children's	1	1	1	1
Assistant Children's Librarian	1	1	1	1
Library Technical Services Supervisor	1	1	1	0
Head of Adult Services	0	0	0	1
Library Assistant	1	1	1	1
Administrative Assistant	1	1	1	1
Clerk	4	4	4	4
Library Page - Part-time	3	3	3	3
Part-time Library Clerk	1	1	1	1
Reference Librarian - Part-time	2	2	2	2

**PROGRAM DESCRIPTION**

In addition to the basic library services of circulating books, audio books, and DVDs, the Library provides computers and laptops for the public to access the Internet along with other electronic resources and Microsoft Office. Services such as reference, referral and interlibrary loan are also available. Special programs for children include the Summer Reading/Read to Me Program, story time for toddlers and preschoolers, family films, crafts and tours of the library. Programs for older children include pre-teen craft Teen Summer Reading Program, Thursday Movie Matinee, and Teen Tech. Adult programming includes computer classes, Tuesday crochet class, Adult Summer Reading Program, and Mystery Book Club.

Deer Park Public Library is accredited by the Texas State Library and Archives Commission.

**CITY OF DEER PARK  
2017-2018 ANNUAL BUDGET**

**420 - LIBRARY**

DESCRIPTION	ACTUAL 15-16	BUDGET 16-17	ESTIMATED 16-17	ADOPTED 17-18
<b><u>4100 PERSONNEL &amp; RELATED</u></b>				
4101 Salaries - Full Time	\$ 511,255	\$ 539,923	\$ 523,710	\$ 583,744
4102 Salaries - Part Time	55,814	78,670	60,000	78,670
4104 Salaries - Overtime	272	1,000	250	1,000
4106 Social Security/Medicare	41,978	46,435	43,200	50,308
4107 TMRS	72,234	77,053	73,525	84,425
4108 Health & Life Insurance	82,668	110,160	86,085	99,960
4109 Workers Compensation	648	868	491	760
4114 Section 125 Admin Fee	133	180	97	135
4117 Health Savings Account	1,406	1,245	2,500	1,890
<b>Total Personnel &amp; Related</b>	<b><u>766,408</u></b>	<b><u>855,534</u></b>	<b><u>789,858</u></b>	<b><u>900,892</u></b>
<b><u>4200 SERVICES</u></b>				
4216 Mobile Telephone	625	2,289	2,289	2,289
4219 Mobile Technology	722	-	-	-
4250 Training & Travel	2,110	6,000	5,000	6,000
4251 Subscriptions	37,362	38,600	38,000	39,800
4252 Dues & Fees	1,172	2,369	2,357	3,367
4255 Community/Employee Affairs	669	400	400	400
4279 Software - Other	3,438	3,601	3,601	3,601
4290 Contract Labor	4,167	4,500	4,483	5,500
<b>Total Services</b>	<b><u>50,264</u></b>	<b><u>57,759</u></b>	<b><u>56,130</u></b>	<b><u>60,957</u></b>
<b><u>4300 SUPPLIES</u></b>				
4301 Office Supplies	2,570	3,000	3,000	3,000
4303 Operational Supplies	39,068	46,393	43,793	46,393
4304 Data Processing Supplies	17,272	18,175	17,100	19,035
4305 Printing	-	-	-	1,000
4306 Copy Charges	1,946	3,500	2,000	2,750
4307 Postage	1,226	2,000	1,850	2,250
4308 Small Tools & Minor Equipment	1,667	7,060	6,400	1,720
4311 Uniforms	-	-	-	500
4348 Books	76,902	77,500	77,500	77,500
<b>Total Supplies</b>	<b><u>140,650</u></b>	<b><u>157,628</u></b>	<b><u>151,643</u></b>	<b><u>154,148</u></b>



**CITY OF DEER PARK  
2017-2018 ANNUAL BUDGET**

**420 - LIBRARY**

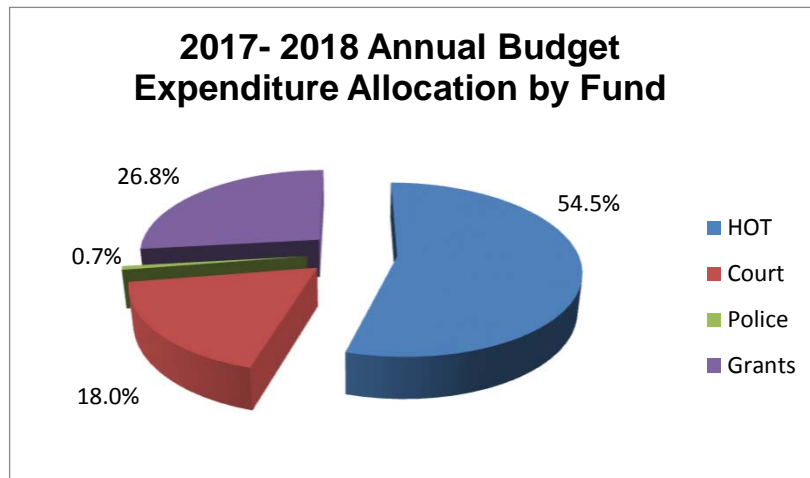
DESCRIPTION	ACTUAL 15-16	BUDGET 16-17	ESTIMATED 16-17	ADOPTED 17-18
<b><u>4400 REPAIRS &amp; MAINTENANCE</u></b>				
4402 Machinery & Equipment	355	-	-	-
4404 Buildings	5,385	8,200	7,000	8,200
4409 Air Conditioners	<u>7,781</u>	<u>4,000</u>	<u>4,000</u>	<u>4,000</u>
<b>Total Repairs &amp; Maintenance</b>	<b><u>13,521</u></b>	<b><u>12,200</u></b>	<b><u>11,000</u></b>	<b><u>12,200</u></b>
<b><u>4900 CAPITAL OUTLAY</u></b>				
4904 Machinery & Equipment	<u>26,570</u>	<u>39,211</u>	<u>26,166</u>	<u>13,045</u>
<b>Total Capital Outlay</b>	<b><u>26,570</u></b>	<b><u>39,211</u></b>	<b><u>26,166</u></b>	<b><u>13,045</u></b>
<b>TOTAL EXPENDITURES</b>	<b><u>\$ 997,413</u></b>	<b><u>\$ 1,122,332</u></b>	<b><u>\$ 1,034,797</u></b>	<b><u>\$ 1,141,242</u></b>

**CITY OF DEER PARK  
2017 - 2018 ANNUAL BUDGET  
SPECIAL REVENUE FUNDS REVENUES & RESOURCES**

DESCRIPTION	ACTUAL 15-16	BUDGET 16-17	ESTIMATED 16-17	PROJECTED 17-18
<b><u>Tax Revenue</u></b>				
3123 Hotel/Motel Taxes	\$ 679,542	\$ 684,564	\$ 623,512	\$ 620,091
<b>Total Tax Revenue</b>	<b>679,542</b>	<b>684,564</b>	<b>623,512</b>	<b>620,091</b>
<b><u>Fines</u></b>				
3315 Court Security Fee	40,009	35,000	38,343	35,000
3316 Judicial Fee	7,983	7,200	7,659	7,200
3317 Child Safety Fee	54,459	45,000	42,000	40,000
3318 TTPJI Fee	6,839	6,300	6,692	6,300
3319 Court Technology Fee	53,340	48,000	51,124	49,000
3320 Juvenile Case Manager Fee	79,077	60,000	63,731	60,000
<b>Total Fines</b>	<b>241,707</b>	<b>201,500</b>	<b>209,549</b>	<b>197,500</b>
<b><u>User Fees</u></b>				
3521 School Crossing Guards	100,738	120,000	110,000	110,000
3525 DPISD Officer Program	162,613	-	-	-
<b>Total User Fees</b>	<b>263,352</b>	<b>120,000</b>	<b>110,000</b>	<b>110,000</b>
<b><u>Other Revenue</u></b>				
3620 Investments	55	-	-	-
<b>Total Other Revenue</b>	<b>55</b>	<b>-</b>	<b>-</b>	<b>-</b>
<b><u>Special Revenue</u></b>				
3812 Forfeitures	16,804	1,000	2,100	1,000
3631 Miscellaneous Revenue	-	-	-	-
3833 Economic Alliance - Gateway Project	-	-	-	-
3834 H-GAC - Gateway Project	25,000	-	-	-
3842 TPWD - Outdoor Grant	10,859	-	-	-
3843 TPWD - Wetlands	-	365,500	5,915	359,585
3844 TPWD - Hike & Bike Trails	-	170,000	-	170,000
<b>Total Special Revenue</b>	<b>52,663</b>	<b>536,500</b>	<b>8,015</b>	<b>530,585</b>
<b>Total Current Revenue</b>	<b>1,237,318</b>	<b>1,542,564</b>	<b>951,076</b>	<b>1,458,176</b>
<b><u>Prior Year Revenue</u></b>				
3640 Prior Year Revenue - Hotel/Motel	-	143,722	208,224	455,891
3640 Prior Year Revenue - Police	-	10,950	9,850	13,403
3640 Prior Year Revenue - Court	31,101	49,855	37,565	52,310
<b>Total Prior Year Revenue</b>	<b>31,101</b>	<b>204,527</b>	<b>255,639</b>	<b>521,604</b>
<b>Total Revenue</b>	<b>\$ 1,268,419</b>	<b>\$ 1,747,091</b>	<b>\$ 1,206,715</b>	<b>\$ 1,979,780</b>

**CITY OF DEER PARK  
2017-2018 ANNUAL BUDGET  
SPECIAL REVENUE FUND EXPENDITURE SUMMARY**

DESCRIPTION	ACTUAL 15-16	BUDGET 16-17	ESTIMATED 16-17	PROPOSED 17-18
General - Hotel Tax	\$ 186,093	\$ 292,000	\$ 204,000	\$ 527,650
City Promotion - Hotel Tax	202,023	258,382	252,332	279,032
Arts Program - Hotel Tax	129,812	168,680	168,680	161,000
Historical - Hotel Tax	21,115	99,500	109,000	98,300
Civic Center - Hotel Tax	20,269	9,724	9,724	10,000
Municipal Court Fund	515,410	362,858	339,033	355,748
Police Forfeiture	6,859	11,950	11,950	14,403
Grants	<u>14,500</u>	<u>535,500</u>	<u>5,915</u>	<u>529,585</u>
<b>Total Expenditures</b>	<b><u>\$ 1,096,081</u></b>	<b><u>\$ 1,738,594</u></b>	<b><u>\$ 1,100,634</u></b>	<b><u>\$ 1,975,718</u></b>



**City of Deer Park  
Special Revenue Fund  
Hotel / Motel**

**HOTEL / MOTEL TAX**

The City of Deer Park has adopted a hotel occupancy tax in accordance with the Texas Tax Code. The Tax Code provides that cities may elect to impose a rate not to exceed seven percent (7%) of the price paid for a room that costs \$2 or more each day that is ordinarily used for sleeping. The use of local hotel occupancy revenue is restricted to expenditures that enhance and promote tourism and the convention and hotel industry.

**CITY OF DEER PARK  
2017 - 2018 ANNUAL BUDGET  
HOTEL / MOTEL TAX FUND**

<b>HOTEL</b>	<b>ACTUAL 15-16</b>	<b>BUDGET 16-17</b>	<b>ESTIMATED 16-17</b>	<b>PROJECTED 17-18</b>
<b><u>Tax Revenue</u></b>				
3123 Hotel/Motel Taxes	\$ 663,147	\$ 684,564	\$ 623,512	\$ 620,091
3631 Miscellaneous Revenue	<u>16,395</u>	<u>-</u>	<u>-</u>	<u>-</u>
<b>Total Tax Revenue</b>	<b><u>679,542</u></b>	<b><u>684,564</u></b>	<b><u>623,512</u></b>	<b><u>620,091</u></b>
3640 Prior Year Revenue - Hotel/Motel	<u>-</u>	<u>143,722</u>	<u>208,224</u>	<u>455,891</u>
<b>Prior Year Revenue</b>	<b><u>-</u></b>	<b><u>143,722</u></b>	<b><u>208,224</u></b>	<b><u>455,891</u></b>
<b>Total Revenue</b>	<b><u>\$ 679,542</u></b>	<b><u>\$ 828,286</u></b>	<b><u>\$ 831,736</u></b>	<b><u>\$ 1,075,982</u></b>

**CITY OF DEER PARK  
2017-2018 ANNUAL BUDGET  
HOTEL/MOTEL TAX FUND EXPENDITURE SUMMARY**

<b>DEPARTMENT</b>		<b>ACTUAL 15-16</b>	<b>BUDGET 16-17</b>	<b>ESTIMATED 16-17</b>	<b>ADOPTED 17-18</b>
601	General - Hotel Tax	\$ 186,093	\$ 292,000	\$ 204,000	\$ 527,650
602	City Promotion - Hotel Tax	202,023	258,382	252,332	279,032
603	Arts Program - Hotel Tax	129,812	168,680	168,680	161,000
605	General - Historical	21,115	99,500	109,000	98,300
606	Civic Center	<u>20,269</u>	<u>9,724</u>	<u>9,724</u>	<u>10,000</u>
<b>TOTAL EXPENDITURES</b>		<b><u>\$ 559,313</u></b>	<b><u>\$ 828,286</u></b>	<b><u>\$ 743,736</u></b>	<b><u>\$ 1,075,982</u></b>

**CITY OF DEER PARK  
HOTEL/MOTEL TAX FUND  
2017-2018 ANNUAL BUDGET**

**EXPENDITURE SUMMARY**

**601 - EVENTS - HOTEL TAX**

DESCRIPTION	ACTUAL 15-16	BUDGET 16-17	ESTIMATED 16-17	ADOPTED 17-18
Services	\$ -	\$ -	\$ -	\$ 5,000
Supplies	158,104	280,000	131,050	206,700
Other Operating Expenditures	8,554	12,000	12,000	12,000
Capital Outlay	<u>19,435</u>	<u>-</u>	<u>60,950</u>	<u>303,950</u>
<b>Total Expenditures</b>	<b><u>\$ 186,093</u></b>	<b><u>\$ 292,000</u></b>	<b><u>\$ 204,000</u></b>	<b><u>\$ 527,650</u></b>

**PROGRAM DESCRIPTION**

This portion of hotel/motel tax is used for the general promotion of tourism within the City of Deer Park.

**CITY OF DEER PARK  
HOTEL/MOTEL TAX FUND  
2017-2018 ANNUAL BUDGET**

**601 - EVENTS - HOTEL TAX**

DESCRIPTION	ACTUAL 15-16	BUDGET 16-17	ESTIMATED 16-17	ADOPTED 17-18
<b><u>4200 SERVICES</u></b>				
4215 Utilities Telephone	\$ -	\$ -	\$ -	\$ -
4216 Mobile Telephone	-	-	-	-
4218 Utilities Cable	-	-	-	-
4232 Building Rental	-	-	-	-
4239 Audit Fee	-	-	-	-
4244 Advertising	-	-	-	-
4250 Training & Travel	-	-	-	-
4252 Dues & Fees	-	-	-	5,000
4279 Software - Other	-	-	-	-
4290 Contract Labor	-	-	-	-
<b>Total Services</b>	<b>-</b>	<b>-</b>	<b>-</b>	<b>5,000</b>
<b><u>4300 SUPPLIES</u></b>				
4303 Operational Supplies	85,427	80,000	80,000	95,000
4308 Small Tools & Minor Equipment	72,677	200,000	51,050	111,700
<b>Total Supplies</b>	<b>158,104</b>	<b>280,000</b>	<b>131,050</b>	<b>206,700</b>
<b><u>4500 OTHER OPERATING EXP.</u></b>				
4530 Operating Transfers	8,554	12,000	12,000	12,000
<b>Total Other Operating Expenditures</b>	<b>8,554</b>	<b>12,000</b>	<b>12,000</b>	<b>12,000</b>
<b><u>4900 CAPITAL OUTLAY</u></b>				
4903 Improvements Other Than Bldgs.	-	-	60,950	303,950
4904 Machinery & Equipment	19,435	-	-	-
<b>Total Capital Outlay</b>	<b>19,435</b>	<b>-</b>	<b>60,950</b>	<b>303,950</b>
<b>TOTAL EXPENDITURES</b>	<b>\$ 186,093</b>	<b>\$ 292,000</b>	<b>\$ 204,000</b>	<b>\$ 527,650</b>



**CITY OF DEER PARK  
HOTEL/MOTEL TAX FUND  
2017-2018 ANNUAL BUDGET**

**EXPENDITURE SUMMARY**

**602 - CITY PROMOTION - HOTEL TAX**

DESCRIPTION	ACTUAL 15-16	BUDGET 16-17	ESTIMATED 16-17	ADOPTED 17-18
Services	\$ 93,603	\$ 134,582	\$ 128,582	\$ 139,582
Supplies	9,629	4,300	4,250	14,600
Other Operating Expenses	<u>98,791</u>	<u>119,500</u>	<u>119,500</u>	<u>124,850</u>
<b>Total Expenditures</b>	<b><u>\$ 202,023</u></b>	<b><u>\$ 258,382</u></b>	<b><u>\$ 252,332</u></b>	<b><u>\$ 279,032</u></b>

**PROGRAM DESCRIPTION**

This portion of hotel/motel tax is used for advertising and marketing efforts to promote tourism and attract visitors to the City of Deer Park.

**CITY OF DEER PARK  
HOTEL/MOTEL TAX FUND  
2017-2018 ANNUAL BUDGET**

**602 - CITY PROMOTION - HOTEL TAX**

DESCRIPTION	ACTUAL 15-16	BUDGET 16-17	ESTIMATED 16-17	ADOPTED 17-18
<b><u>4200 SERVICES</u></b>				
4216 Mobile Telephone	\$ 805	\$ 850	\$ 850	\$ 850
4219 Mobile Technology	3,357	7,032	7,032	7,032
4232 Building Rental	7,200	7,200	7,200	7,200
4239 Audit Fee	4,622	6,000		
4244 Advertising	64,041	75,000	75,000	85,000
4250 Training & Travel	3,059	5,500	5,500	6,000
4252 Dues & Fees	10,455	11,000	11,000	11,500
4279 Software - Other	64	-		
4290 Contract Labor	-	22,000	22,000	22,000
<b>Total Services</b>	<b><u>93,603</u></b>	<b><u>134,582</u></b>	<b><u>128,582</u></b>	<b><u>139,582</u></b>
<b><u>4300 SUPPLIES</u></b>				
4303 Operational Supplies	268	100	200	300
4305 Printing	6,457	200	250	10,300
4307 Postage	1,140	3,500	3,500	3,500
4308 Small Tools & Minor Equipment	1,763	500	300	500
<b>Total Supplies</b>	<b><u>9,629</u></b>	<b><u>4,300</u></b>	<b><u>4,250</u></b>	<b><u>14,600</u></b>
<b><u>4500 OTHER OPERATING EXP.</u></b>				
4530 Operating Transfers	98,791	119,500	119,500	124,850
<b>Total Other Operating Expenditures</b>	<b><u>98,791</u></b>	<b><u>119,500</u></b>	<b><u>119,500</u></b>	<b><u>124,850</u></b>
<b>TOTAL EXPENDITURES</b>	<b><u>\$ 202,023</u></b>	<b><u>\$ 258,382</u></b>	<b><u>\$ 252,332</u></b>	<b><u>\$ 279,032</u></b>

**CITY OF DEER PARK  
HOTEL/MOTEL TAX FUND  
2017-2018 ANNUAL BUDGET**

**EXPENDITURE SUMMARY**

**603 - ARTS PROGRAM - HOTEL TAX**

DESCRIPTION	ACTUAL 15-16	BUDGET 16-17	ESTIMATED 16-17	ADOPTED 17-18
Supplies	\$ -	\$ -	\$ -	\$ -
Supplies	76,578	131,680	131,680	85,000
Repairs & Maintenance	-	-	-	-
Other Operating Expenditures	37,000	37,000	37,000	37,000
Capital Outlay	<u>16,234</u>	<u>-</u>	<u>-</u>	<u>39,000</u>
<b>Total Expenditures</b>	<b><u>\$ 129,812</u></b>	<b><u>\$ 168,680</u></b>	<b><u>\$ 168,680</u></b>	<b><u>\$ 161,000</u></b>

**PROGRAM DESCRIPTION**

This portion of hotel/motel tax is used for the promotion of the arts within the City of Deer Park.

**CITY OF DEER PARK  
HOTEL/MOTEL TAX FUND  
2017-2018 ANNUAL BUDGET**

**603 - ARTS PROGRAM - HOTEL TAX**

DESCRIPTION	ACTUAL 15-16	BUDGET 16-17	ESTIMATED 16-17	ADOPTED 17-18
<b><u>4200 SERVICES</u></b>				
4290 Contract Labor	\$ -	\$ -	\$ -	\$ -
<b>Total Services</b>	<u>-</u>	<u>-</u>	<u>-</u>	<u>-</u>
<b><u>4300 SUPPLIES</u></b>				
4303 Operational Supplies	60,000	70,000	70,000	70,000
4308 Small Tools & Minor Equipment	<u>16,578</u>	<u>61,680</u>	<u>61,680</u>	<u>15,000</u>
<b>Total Supplies</b>	<u><b>76,578</b></u>	<u><b>131,680</b></u>	<u><b>131,680</b></u>	<u><b>85,000</b></u>
<b><u>4400 REPAIRS &amp; MAINTENANCE</u></b>				
4404 Buildings	<u>-</u>	<u>-</u>	<u>-</u>	<u>-</u>
<b>Total Repairs &amp; Maintenance</b>	<u>-</u>	<u>-</u>	<u>-</u>	<u>-</u>
<b><u>4500 OTHER OPERATING EXP.</u></b>				
4530 Operating Transfers	<u>37,000</u>	<u>37,000</u>	<u>37,000</u>	<u>37,000</u>
<b>Total Other Operating Expenditures</b>	<u><b>37,000</b></u>	<u><b>37,000</b></u>	<u><b>37,000</b></u>	<u><b>37,000</b></u>
<b><u>4900 CAPITAL OUTLAY</u></b>				
4903 Improvements Other Than Bldgs.	16,234	-	-	
4904 Machinery & Equipment	<u>-</u>	<u>-</u>	<u>-</u>	<u>39,000</u>
<b>Total Capital Outlay</b>	<u><b>16,234</b></u>	<u>-</u>	<u>-</u>	<u><b>39,000</b></u>
<b>TOTAL EXPENDITURES</b>	<u><b>\$ 129,812</b></u>	<u><b>\$ 168,680</b></u>	<u><b>\$ 168,680</b></u>	<u><b>\$ 161,000</b></u>

**CITY OF DEER PARK  
HOTEL/MOTEL TAX FUND  
2017-2018 ANNUAL BUDGET**

**EXPENDITURE SUMMARY**

**605 - GENERAL - HISTORICAL**

DESCRIPTION	ACTUAL 15-16	BUDGET 16-17	ESTIMATED 16-17	ADOPTED 17-18
Services	\$ 11,670	\$ 5,000	\$ 20,000	\$ 21,800
Supplies	1,005	84,500	79,000	60,500
Repairs & Maintenance	2,100	10,000	10,000	16,000
Capital Outlay	6,340	-	-	-
<b>Total Expenditures</b>	<b><u>\$ 21,115</u></b>	<b><u>\$ 99,500</u></b>	<b><u>\$ 109,000</u></b>	<b><u>\$ 98,300</u></b>

**PROGRAM DESCRIPTION**

This portion of hotel/motel tax is used for projects recommended by the Historical and Tourism Committee. The City Council approves all projects.

**CITY OF DEER PARK  
HOTEL/MOTEL TAX FUND  
2017-2018 ANNUAL BUDGET**

**605 - GENERAL - HISTORICAL**

DESCRIPTION	ACTUAL 15-16	BUDGET 16-17	ESTIMATED 16-17	ADOPTED 17-18
<b><u>4200 SERVICES</u></b>				
4240 Consultant Fee	\$ -	\$ -	\$ -	\$ 15,000
4244 Advertising	4,372	-	-	-
4250 Training & Travel	-	-	-	-
4290 Contract Labor	<u>7,298</u>	<u>5,000</u>	<u>20,000</u>	<u>6,800</u>
<b>Total Services</b>	<b><u>11,670</u></b>	<b><u>5,000</u></b>	<b><u>20,000</u></b>	<b><u>21,800</u></b>
<b><u>4300 SUPPLIES</u></b>				
4303 Operational Supplies	505	76,500	71,000	47,500
4305 Printing	500	-	-	-
4308 Small Tools & Minor Equipment	<u>-</u>	<u>8,000</u>	<u>8,000</u>	<u>13,000</u>
<b>Total Supplies</b>	<b><u>1,005</u></b>	<b><u>84,500</u></b>	<b><u>79,000</u></b>	<b><u>60,500</u></b>
<b><u>4400 REPAIRS &amp; MAINTENANCE</u></b>				
4404 Buildings	-	5,000	2,000	8,000
4412 Grounds	<u>2,100</u>	<u>5,000</u>	<u>8,000</u>	<u>8,000</u>
<b>Total Repairs &amp; Maintenance</b>	<b><u>2,100</u></b>	<b><u>10,000</u></b>	<b><u>10,000</u></b>	<b><u>16,000</u></b>
<b><u>4900 CAPITAL OUTLAY</u></b>				
4903 Improvements Other Than Bldgs.	<u>6,340</u>	<u>-</u>	<u>-</u>	<u>-</u>
<b>Total Capital Outlay</b>	<b><u>6,340</u></b>	<b><u>-</u></b>	<b><u>-</u></b>	<b><u>-</u></b>
<b>TOTAL EXPENDITURES</b>	<b><u>\$ 21,115</u></b>	<b><u>\$ 99,500</u></b>	<b><u>\$ 109,000</u></b>	<b><u>\$ 98,300</u></b>

**CITY OF DEER PARK  
HOTEL/MOTEL TAX FUND  
2017-2018 ANNUAL BUDGET**

**EXPENDITURE SUMMARY**

**606 - CIVIC CENTER**

DESCRIPTION	ACTUAL 15-16	BUDGET 16-17	ESTIMATED 16-17	ADOPTED 17-18
Supplies	\$ -	\$ -	\$ -	\$ 10,000
Supplies	4,840	-	-	-
Repair & Maintenance	-	9,724	9,724	-
Capital Outlay	15,429	-	-	-
<b>Total Expenditures</b>	<b>\$ 20,269</b>	<b>\$ 9,724</b>	<b>\$ 9,724</b>	<b>\$ 10,000</b>

**PROGRAM DESCRIPTION**

This portion of hotel/motel tax is used to fund the establishment, improvement, and maintenance of a civic center and/or visitor information center within the City of Deer Park.

**CITY OF DEER PARK  
HOTEL/MOTEL TAX FUND  
2017-2018 ANNUAL BUDGET**

**606 - CIVIC CENTER**

DESCRIPTION	ACTUAL 15-16	BUDGET 16-17	ESTIMATED 16-17	ADOPTED 17-18
<b><u>4200 SERVICES</u></b>				
4240 Consultant Fees	\$ -	\$ -	\$ -	\$ 10,000
<b>Total Services</b>	<b>-</b>	<b>-</b>	<b>-</b>	<b>10,000</b>
<b><u>4300 SUPPLIES</u></b>				
4308 Small Tools & Minor Equipment	\$ 4,840	\$ -	\$ -	\$ -
<b>Total Supplies</b>	<b>4,840</b>	<b>-</b>	<b>-</b>	<b>-</b>
<b><u>4400 REPAIRS &amp; MAINTENANCE</u></b>				
4404 Buildings	-	9,724	9,724	-
<b>Total Repairs &amp; Maintenance</b>	<b>-</b>	<b>9,724</b>	<b>9,724</b>	<b>-</b>
<b><u>4900 CAPITAL OUTLAY</u></b>				
4902 Buildings	-	-	-	-
4903 Improvements Other Than Bldgs.	-	-	-	-
4904 Machinery & Equipment	15,429	-	-	-
4914 Storm Drainage	-	-	-	-
4941 Consulting Engineer Fee	-	-	-	-
4942 Consulting Architect Fee	-	-	-	-
<b>Total Capital Outlay</b>	<b>15,429</b>	<b>-</b>	<b>-</b>	<b>-</b>
<b>TOTAL EXPENDITURES</b>	<b>\$ 20,269</b>	<b>\$ 9,724</b>	<b>\$ 9,724</b>	<b>\$ 10,000</b>



**CITY OF DEER PARK  
2017 - 2018 ANNUAL BUDGET  
MUNICIPAL COURT FUND REVENUES & RESOURCES**

DESCRIPTION	ACTUAL 15-16	BUDGET 16-17	ESTIMATED 16-17	PROJECTED 17-18
<b><u>Fines</u></b>				
3315 Court Security Fee	\$ 40,009	\$ 35,000	\$ 38,343	\$ 35,000
3316 Judicial Fee	7,983	7,200	7,659	7,200
3317 Child Safety Fee	54,459	45,000	42,000	40,000
3318 TTPJI Fee	6,839	6,300	6,692	6,300
3319 Court Technology Fee	53,340	48,000	51,124	49,000
3320 Juvenile Case Manager Fee	79,077	60,000	63,731	60,000
<b>Total Fines</b>	<b><u>241,707</u></b>	<b><u>201,500</u></b>	<b><u>209,549</u></b>	<b><u>197,500</u></b>
<b><u>User Fees</u></b>				
3521 School Crossing Guards	100,738	120,000	110,000	110,000
3525 DPISD Officer Program	162,613	-	-	-
<b>Total User Fees</b>	<b><u>263,352</u></b>	<b><u>120,000</u></b>	<b><u>110,000</u></b>	<b><u>110,000</u></b>
<b>Total Current Revenue</b>	<b>505,058</b>	<b>321,500</b>	<b>319,549</b>	<b>307,500</b>
<b><u>Prior Year Revenue</u></b>				
3640 Court Security Fee	-	10,671	5,897	10,422
3640 Judicial Fee	-	1,200	738	1,200
3640 Child Safety Fee	21,941	-	-	-
3640 TTPJI Fee	276	-	-	1,200
3640 Court Technology Fee	8,884	13,834	10,511	14,135
3640 Juvenile Case Manager Fee	-	24,150	20,419	25,353
<b>Total Prior Year Revenue</b>	<b><u>31,101</u></b>	<b><u>49,855</u></b>	<b><u>37,565</u></b>	<b><u>52,310</u></b>
<b>Total Revenue</b>	<b><u>\$ 536,159</u></b>	<b><u>\$ 371,355</u></b>	<b><u>\$ 357,114</u></b>	<b><u>\$ 359,810</u></b>

**CITY OF DEER PARK  
2017-2018 ANNUAL BUDGET  
MUNICIPAL COURT FUND EXPENDITURE SUMMARY**

<b>DEPARTMENT</b>		<b>ACTUAL 15-16</b>	<b>BUDGET 16-17</b>	<b>ESTIMATED 16-17</b>	<b>ADOPTED 17-18</b>
104	Security Fee	\$ 27,668	\$ 45,119	\$ 44,879	\$ 45,422
	Judicial Fee	7,751	8,400	8,400	8,400
	Child Safety Fee	339,751	157,105	142,396	145,938
	Court Technology	62,224	61,834	54,558	63,135
	Juvenile Case Manager Fee	70,900	84,150	84,150	85,353
	TTPJI Fee	<u>7,115</u>	<u>6,250</u>	<u>4,650</u>	<u>7,500</u>
<b>TOTAL EXPENDITURES</b>		<b><u>\$ 515,410</u></b>	<b><u>\$ 362,858</u></b>	<b><u>\$ 339,033</u></b>	<b><u>\$ 355,748</u></b>

**CITY OF DEER PARK  
MUNICIPAL COURT FUND  
2017-2018 ANNUAL BUDGET**

**EXPENDITURE SUMMARY**

**SECURITY FEE**

DESCRIPTION	ACTUAL 15-16	BUDGET 16-17	ESTIMATED 16-17	ADOPTED 17-18
Services	656	1,100	860	1,110
Supplies	1,266	-	-	-
Other Operating Expenditures	<u>25,746</u>	<u>44,019</u>	<u>44,019</u>	<u>44,312</u>
<b>Total Expenditures</b>	<b><u>\$ 27,668</u></b>	<b><u>\$ 45,119</u></b>	<b><u>\$ 44,879</u></b>	<b><u>\$ 45,422</u></b>

**PROGRAM DESCRIPTION**

Art.102.017 COURT COSTS; COURTHOUSE SECURITY FUND; MUNICIPAL COURT BUILDING SECURITY FUND; JUSTICE COURT BUILDING SECURITY FUND.

(d) Except as provided by Subsection (d-1), the clerks of the respective courts shall collect the costs and pay them to the county or municipal treasurer, as appropriate, or to any other official who discharges the duties commonly delegated to the county or municipal treasurer, as appropriate, for deposit in a fund to be known as the courthouse security fund or a fund to be known as the municipal court building security fund, as appropriate. A fund designated by this subsection may be used only to finance security personnel for a district, county, justice or municipal court, as appropriate, or to finance items when used for the purpose of providing security services for buildings housing a district, county, justice, or municipal court, as appropriate, including:

- (1) the purchase or repair of X-ray machines and conveying systems;
- (2) handheld metal detectors;
- (3) walkthrough metal detectors;
- (4) identification cards and systems;
- (5) electronic locking and surveillance equipment;
- (6) bailiffs, deputy sheriffs, deputy constables, or contract security personnel during times when they are providing appropriate security services;
- (7) signage;
- (8) confiscated weapon inventory and tracking systems;
- (9) locks, chains, alarms, or similar security devices;
- (10) the purchase or repair of bullet-proof glass; and
- (11) continuing education on security issues for court personnel and security personnel.

**CITY OF DEER PARK  
MUNICIPAL COURT FUND  
2017-2018 ANNUAL BUDGET**

**SECURITY FEE**

DESCRIPTION	ACTUAL 15-16	BUDGET 16-17	ESTIMATED 16-17	ADOPTED 17-18
<b><u>4200 SERVICES</u></b>				
4250 Training & Travel	\$ -	\$ 500	\$ 250	\$ 500
4252 Dues & Fees	<u>656</u>	<u>600</u>	<u>610</u>	<u>610</u>
<b>Total Services</b>	<b><u>656</u></b>	<b><u>1,100</u></b>	<b><u>860</u></b>	<b><u>1,110</u></b>
<b><u>4300 SUPPLIES</u></b>				
4308 Small Tools & Minor Equipment	<u>1,266</u>	<u>-</u>	<u>-</u>	<u>-</u>
<b>Total Supplies</b>	<b><u>1,266</u></b>	<b><u>-</u></b>	<b><u>-</u></b>	<b><u>-</u></b>
<b><u>4500 OTHER OPERATING EXP.</u></b>				
4530 Operating Transfers	<u>25,746</u>	<u>44,019</u>	<u>44,019</u>	<u>44,312</u>
<b>Total Other Operating Expenditures</b>	<b><u>25,746</u></b>	<b><u>44,019</u></b>	<b><u>44,019</u></b>	<b><u>44,312</u></b>
<b>TOTAL EXPENDITURES</b>	<b><u>\$ 27,668</u></b>	<b><u>\$ 45,119</u></b>	<b><u>\$ 44,879</u></b>	<b><u>\$ 45,422</u></b>

**CITY OF DEER PARK  
MUNICIPAL COURT FUND  
2017-2018 ANNUAL BUDGET**

**EXPENDITURE SUMMARY**

**JUDICIAL FEE**

DESCRIPTION	ACTUAL 15-16	BUDGET 16-17	ESTIMATED 16-17	ADOPTED 17-18
Personnel & Related	\$ 7,751	\$ 8,400	\$ 8,400	\$ 8,400
<b>Total Expenditures</b>	<b><u>\$ 7,751</u></b>	<b><u>\$ 8,400</u></b>	<b><u>\$ 8,400</u></b>	<b><u>\$ 8,400</u></b>

**PROGRAM DESCRIPTION**

Sec. 133.105. FEE FOR SUPPORT OF COURT-RELATED PURPOSES.

(b) The treasurer shall deposit 60 cents of each fee collected under this section in the general fund of the municipality or county to promote the efficient operation of the municipal or county courts and the investigation, prosecution, and enforcement of offenses that are within the jurisdiction of the courts.

**CITY OF DEER PARK  
MUNICIPAL COURT FUND  
2017-2018 ANNUAL BUDGET**

**JUDICIAL FEE**

DESCRIPTION	ACTUAL 15-16	BUDGET 16-17	ESTIMATED 16-17	ADOPTED 17-18
<b><u>4100 PERSONNEL &amp; RELATED</u></b>				
4106 Social/Security Medicare	\$ 551	\$ 600	\$ 600	\$ 600
4116 Public Official Compensation	<u>7,200</u>	<u>7,800</u>	<u>7,800</u>	<u>7,800</u>
<b>Total Personnel &amp; Related</b>	<b><u>7,751</u></b>	<b><u>8,400</u></b>	<b><u>8,400</u></b>	<b><u>8,400</u></b>
<b>TOTAL EXPENDITURES</b>	<b><u>\$ 7,751</u></b>	<b><u>\$ 8,400</u></b>	<b><u>\$ 8,400</u></b>	<b><u>\$ 8,400</u></b>

**CITY OF DEER PARK  
MUNICIPAL COURT FUND  
2017-2018 ANNUAL BUDGET**

**EXPENDITURE SUMMARY**

**CHILD SAFETY FEES**

DESCRIPTION	ACTUAL 15-16	BUDGET 16-17	ESTIMATED 16-17	ADOPTED 17-18
Personnel & Related	\$ 339,535	\$ 130,605	\$ 119,296	\$ 119,438
Services	216	-	-	-
Supplies	-	6,500	3,100	6,500
Repair & Maintenance	-	-	-	-
Other Operating Expenditures	-	20,000	20,000	20,000
<b>Total Expenditures</b>	<b><u>\$ 339,751</u></b>	<b><u>\$ 157,105</u></b>	<b><u>\$ 142,396</u></b>	<b><u>\$ 145,938</u></b>

**PERSONNEL SCHEDULE**

School Resource Officer	2	0	0	0
School Crossing Guards - Part Time	19	19	19	19

**PROGRAM DESCRIPTION**

Art. 102.014. COURT COSTS FOR CHILD SAFETY FUND IN MUNICIPALITIES.

(g) In a municipality with a population less than 850,000 according to the most recent federal decennial census, the money collected under this article in a municipal court case must be used for a school crossing guard program if the municipality operates one. If the municipality does not operate a school crossing guard program or if the money received from court costs from municipal court cases exceeds the amount necessary to fund the school crossing guard program, the municipality may either deposit the additional money in an interest-bearing account or expend it for programs designed to enhance child safety, health, or nutrition, including child abuse prevention and intervention and drug and alcohol abuse prevention.

**CITY OF DEER PARK  
MUNICIPAL COURT FUND  
2017-2018 ANNUAL BUDGET**

**CHILD SAFETY FEES**

DESCRIPTION	ACTUAL 15-16	BUDGET 16-17	ESTIMATED 16-17	ADOPTED 17-18
<b><u>4100 PERSONNEL &amp; RELATED</u></b>				
4101 Salaries - Full - Time	\$ 155,356	\$ -	\$ -	\$ -
4102 Salaries - Part - Time	104,607	119,000	109,155	110,000
4104 Salaries - Overtime	1,235	-	-	-
4106 Social Security/Medicare	21,380	9,105	9,290	8,415
4107 TMRS	26,304	-	-	-
4108 Health & Life Insurance	28,100	-	-	-
4109 Workers Compensation	2,508	1,500	851	1,023
4110 State Unemployment	-	1,000	-	-
4114 Section 125 Admin Fee	44	-	-	-
4117 Health Savings Account	-	-	-	-
<b>Total Personnel &amp; Related</b>	<b><u>339,535</u></b>	<b><u>130,605</u></b>	<b><u>119,296</u></b>	<b><u>119,438</u></b>
<b><u>4200 SERVICES</u></b>				
4250 Training & Travel	<u>216</u>	<u>-</u>	<u>-</u>	<u>-</u>
<b>Total Services</b>	<b><u>216</u></b>	<b><u>-</u></b>	<b><u>-</u></b>	<b><u>-</u></b>
<b><u>4300 SUPPLIES</u></b>				
4303 Operational Supplies	-	100	100	100
4308 Small Tools & Minor Equipment	-	4,000	2,000	4,000
4311 Uniforms	<u>-</u>	<u>2,400</u>	<u>1,000</u>	<u>2,400</u>
<b>Total Supplies</b>	<b><u>-</u></b>	<b><u>6,500</u></b>	<b><u>3,100</u></b>	<b><u>6,500</u></b>
<b><u>4400 REPAIR &amp; MAINTENANCE</u></b>				
4405 Radio	<u>-</u>	<u>-</u>	<u>-</u>	<u>-</u>
<b>Total Repair &amp; Maintenance</b>	<b><u>-</u></b>	<b><u>-</u></b>	<b><u>-</u></b>	<b><u>-</u></b>
<b><u>4500 OTHER OPERATING EXPENDITURES</u></b>				
4530 Operating Transfers - GF	<u>-</u>	<u>20,000</u>	<u>20,000</u>	<u>20,000</u>
<b>Total Repair &amp; Maintenance</b>	<b><u>-</u></b>	<b><u>20,000</u></b>	<b><u>20,000</u></b>	<b><u>20,000</u></b>
<b>TOTAL EXPENDITURES</b>	<b><u>\$ 339,751</u></b>	<b><u>\$ 157,105</u></b>	<b><u>\$ 142,396</u></b>	<b><u>\$ 145,938</u></b>



**CITY OF DEER PARK  
MUNICIPAL COURT FUND  
2017-2018 ANNUAL BUDGET**

**EXPENDITURE SUMMARY**

**TTPJI FEE**

DESCRIPTION	ACTUAL 15-16	BUDGET 16-17	ESTIMATED 16-17	ADOPTED 17-18
Services	\$ -	\$ -	\$ -	\$ -
Supplies	2,054	6,250	4,650	7,500
Repair & Maintenance	5,062	-	-	-
<b>Total Expenditures</b>	<b>\$ 7,115</b>	<b>\$ 6,250</b>	<b>\$ 4,650</b>	<b>\$ 7,500</b>

**PROGRAM DESCRIPTION**

Sec. 133.103. TIME PAYMENT FEE

(c) Except as provided by Subsection (c-1), the treasurer shall deposit 10 percent of the fees collected under this section in the general fund of the county or municipality for the purpose of improving the efficiency of the administration of justice in the county or municipality. The county or municipality shall prioritize the needs of the judicial officer who collected the fees when making expenditures under this subsection and use the money deposited to provide for those needs.

(d) The treasurer shall deposit the remainder of the fees collected under this section in the general revenue account of the county or municipality.

**CITY OF DEER PARK  
MUNICIPAL COURT FUND  
2017-2018 ANNUAL BUDGET**

TTPJI FEE

DESCRIPTION	ACTUAL 15-16	BUDGET 16-17	ESTIMATED 16-17	ADOPTED 17-18
<b><u>4200 SERVICES</u></b>				
4250 Training & Travel	\$ -	\$ -	\$ -	\$ -
<b>Total Services</b>	<u>-</u>	<u>-</u>	<u>-</u>	<u>-</u>
<b><u>4300 SUPPLIES</u></b>				
4303 Operational Supplies	717	2,000	900	2,000
4304 Data Processing Supplies	306	3,000	2,500	4,000
4308 Small Tools & Minor Equipment	-	-	-	-
4311 Uniforms	<u>1,031</u>	<u>1,250</u>	<u>1,250</u>	<u>1,500</u>
<b>Total Supplies</b>	<u><b>2,054</b></u>	<u><b>6,250</b></u>	<u><b>4,650</b></u>	<u><b>7,500</b></u>
<b><u>4400 REPAIR &amp; MAINTENANCE</u></b>				
4404 Building	<u>5,062</u>	<u>-</u>	<u>-</u>	<u>-</u>
<b>Total Repair &amp; Maintenance</b>	<u><b>5,062</b></u>	<u>-</u>	<u>-</u>	<u>-</u>
<b>TOTAL EXPENDITURES</b>	<u><b>\$ 7,115</b></u>	<u><b>\$ 6,250</b></u>	<u><b>\$ 4,650</b></u>	<u><b>\$ 7,500</b></u>

**CITY OF DEER PARK  
MUNICIPAL COURT FUND  
2017-2018 ANNUAL BUDGET**

**EXPENDITURE SUMMARY**

**COURT TECHNOLOGY FEE**

DESCRIPTION	ACTUAL 15-16	BUDGET 16-17	ESTIMATED 16-17	ADOPTED 17-18
Services	\$ 48,006	\$ 44,234	\$ 38,998	\$ 45,626
Supplies	6,994	2,600	1,000	-
Repair & Maintenance	912	5,000	4,560	5,000
Other Operating Expenditures	-	10,000	10,000	12,509
Capital Outlay	6,313	-	-	-
<b>Total Expenditures</b>	<b><u>\$ 62,224</u></b>	<b><u>\$ 61,834</u></b>	<b><u>\$ 54,558</u></b>	<b><u>\$ 63,135</u></b>

**PROGRAM DESCRIPTION**

Art. 102.0172. COURT COSTS; MUNICIPAL COURT TECHNOLOGY FUND.

(d) A fund designated by this article may be used only to finance the purchase of or to maintain technological enhancements for a municipal court or municipal court of record, including:

- (1) computer systems;
- (2) computer networks;
- (3) computer hardware;
- (4) computer software;
- (5) imaging systems;
- (6) electronic kiosks;
- (7) electronic ticket writers; and
- (8) docket management systems.

**CITY OF DEER PARK  
MUNICIPAL COURT FUND  
2017-2018 ANNUAL BUDGET**

**COURT TECHNOLOGY FEE**

DESCRIPTION	ACTUAL 15-16	BUDGET 16-17	ESTIMATED 16-17	ADOPTED 17-18
<b><u>4200 SERVICES</u></b>				
4231 Equipment & Other Rentals	\$ 1,862	\$ 4,500	\$ 2,898	\$ 3,000
4250 Training & Travel	5,385	5,000	5,000	7,500
4252 Dues & Fees	62	-	-	-
4277 Software - Incode	40,697	34,534	31,000	34,926
4290 Contract Labor	-	200	100	200
<b>Total Services</b>	<b><u>48,006</u></b>	<b><u>44,234</u></b>	<b><u>38,998</u></b>	<b><u>45,626</u></b>
<b><u>4300 SUPPLIES</u></b>				
4308 Small Tools & Minor Equipment	6,994	2,600	1,000	-
<b>Total Supplies</b>	<b><u>6,994</u></b>	<b><u>2,600</u></b>	<b><u>1,000</u></b>	<b><u>-</u></b>
<b><u>4400 REPAIR &amp; MAINTENANCE</u></b>				
4402 Machinery & Equipment	912	5,000	4,560	5,000
<b>Total Repair &amp; Maintenance</b>	<b><u>912</u></b>	<b><u>5,000</u></b>	<b><u>4,560</u></b>	<b><u>5,000</u></b>
<b><u>4500 OTHER OPERATING EXPENDITURES</u></b>				
4530 Operating Transfers - GF	-	10,000	10,000	12,509
<b>Total Other Operating Expenditures</b>	<b><u>-</u></b>	<b><u>10,000</u></b>	<b><u>10,000</u></b>	<b><u>12,509</u></b>
<b><u>4900 Capital Outlay</u></b>				
4903 Improvements Other than Buildings	6,313	-	-	-
<b>Total Repair &amp; Maintenance</b>	<b><u>6,313</u></b>	<b><u>-</u></b>	<b><u>-</u></b>	<b><u>-</u></b>
<b>TOTAL EXPENDITURES</b>	<b><u>\$ 62,224</u></b>	<b><u>\$ 61,834</u></b>	<b><u>\$ 54,558</u></b>	<b><u>\$ 63,135</u></b>

**CITY OF DEER PARK  
MUNICIPAL COURT FUND  
2017-2018 ANNUAL BUDGET**

**EXPENDITURE SUMMARY**

**JUVENILE CASE MANAGER FEE**

DESCRIPTION	ACTUAL 15-16	BUDGET 16-17	ESTIMATED 16-17	ADOPTED 17-18
Other Operating Expenditures	\$ 70,900	\$ 84,150	\$ 84,150	\$ 85,353
<b>Total Expenditures</b>	<b>\$ 70,900</b>	<b>\$ 84,150</b>	<b>\$ 84,150</b>	<b>\$ 85,353</b>

**PROGRAM DESCRIPTION**

Art. 102.0174. COURT COSTS; JUVENILE CASE MANAGER FUND

(a) In this article, "fund" means a juvenile case manager fund.

(b) The governing body of a municipality by ordinance may create a juvenile case manager fund and may require a defendant convicted of a fine-only misdemeanor offense in a municipal court to pay a juvenile case manager fee not to exceed \$5 as a cost of court.

(f) The clerks of the respective courts shall collect the costs and pay them to the county or municipal treasurer, as applicable, or to any other official who discharges the duties commonly delegated to the county or municipal treasurer for deposit in the fund.

(g) A fund created under this section may be used only to finance the salary and benefits of a juvenile case manager employed under Article 45.056.

**CITY OF DEER PARK  
MUNICIPAL COURT FUND  
2017-2018 ANNUAL BUDGET**

**JUVENILE CASE MANAGER FEE**

DESCRIPTION	ACTUAL 15-16	BUDGET 16-17	ESTIMATED 16-17	ADOPTED 17-18
<b><u>4500 OTHER OPERATING EXPENDITURES</u></b>				
4530 Operating Transfers - GF	\$ 70,900	\$ 84,150	\$ 84,150	\$ 85,353
<b>Total Repair &amp; Maintenance</b>	<b><u>70,900</u></b>	<b><u>84,150</u></b>	<b><u>84,150</u></b>	<b><u>85,353</u></b>
 <b>TOTAL EXPENDITURES</b>	 <b><u>\$ 70,900</u></b>	 <b><u>\$ 84,150</u></b>	 <b><u>\$ 84,150</u></b>	 <b><u>\$ 85,353</u></b>

**CITY OF DEER PARK  
2017 - 2018 ANNUAL BUDGET  
POLICE FORFEITURE FUND REVENUES & RESOURCES**

DESCRIPTION	ACTUAL 15-16	BUDGET 16-17	ESTIMATED 16-17	PROJECTED 17-18
<b><u>Other Revenue</u></b>				
3620 Investment Revenue	\$ 55	\$ -	\$ -	\$ -
<b>Total Other Revenue</b>	<b>55</b>	<b>-</b>	<b>-</b>	<b>-</b>
<b><u>Special Revenue</u></b>				
3812 Forfeiture	16,804	1,000	2,100	1,000
<b>Total Special Revenue</b>	<b>16,804</b>	<b>1,000</b>	<b>2,100</b>	<b>1,000</b>
<b>Total Current Revenue</b>	<b>16,859</b>	<b>1,000</b>	<b>2,100</b>	<b>1,000</b>
<b>Prior Year Revenue</b>	<b>-</b>	<b>10,950</b>	<b>9,850</b>	<b>13,403</b>
<b>Total Revenue</b>	<b>\$ 16,859</b>	<b>\$ 11,950</b>	<b>\$ 11,950</b>	<b>\$ 14,403</b>

**CITY OF DEER PARK  
2017-2018 ANNUAL BUDGET  
POLICE FORFEITURE FUND EXPENDITURE SUMMARY**

DEPARTMENT		ACTUAL 15-16	BUDGET 16-17	ESTIMATED 16-17	ADOPTED 17-18
300	Police	\$ 6,859	\$ 11,950	\$ 11,950	\$ 14,403
<b>TOTAL EXPENDITURES</b>		<b>\$ 6,859</b>	<b>\$ 11,950</b>	<b>\$ 11,950</b>	<b>\$ 14,403</b>



**CITY OF DEER PARK  
2017-2018 ANNUAL BUDGET  
POLICE FORFEITURE FUND**

**EXPENDITURE SUMMARY**

**300 - POLICE**

DESCRIPTION	ACTUAL 15-16	BUDGET 16-17	ESTIMATED 16-17	ADOPTED 17-18
Services	\$ 6,859	\$ 11,950	\$ 11,950	\$ 14,403
Supplies	-	-	-	-
<b>Total Expenditures</b>	<b><u>\$ 6,859</u></b>	<b><u>\$ 11,950</u></b>	<b><u>\$ 11,950</u></b>	<b><u>\$ 14,403</u></b>

**PROGRAM DESCRIPTION**

The acquisition and disposition of forfeited property is provided for in Art. 59 of the Texas Code of Criminal Procedure. Contraband subject to seizure and subsequent forfeiture includes property of any nature including real, personal, tangible, or intangible that is used in the commission of offense as described in Art.59.01. Following a judicial process, seized property can be forfeited and deposited in a fund in the municipality for use by the police department. The police department is required to submit a budget to the City Council listing and defining the categories of expenditures. The funding must be used, by statute, solely for the law enforcement supplies, and any other items used by officers in direct law enforcement duties. The police department is required within 30 days of the end of the fiscal year to complete and forward to the Attorney General a Chapter 59 Asset Forfeiture Audit Reporting Form that describes the beginning balance at the start of the fiscal year, all funds received during the fiscal year, all pending seizures at the time of the report, interest earned on the funds, and expenditures made.

**CITY OF DEER PARK  
2017-2018 ANNUAL BUDGET  
POLICE FORFEITURE FUND**

**300 - POLICE**

DESCRIPTION	ACTUAL 15-16	BUDGET 16-17	ESTIMATED 16-17	ADOPTED 17-18
<b><u>4200 SERVICES</u></b>				
4250 Training & Travel	\$ 6,859	\$ 11,950	\$ 11,950	\$ 14,403
<b>Total Services</b>	<b><u>6,859</u></b>	<b><u>11,950</u></b>	<b><u>11,950</u></b>	<b><u>14,403</u></b>
<b><u>4300 SUPPLIES</u></b>				
4303 Operational Supplies	-	-	-	-
4308 Small Tools & Minor Equipment	-	-	-	-
<b>Total Supplies</b>	<b><u>-</u></b>	<b><u>-</u></b>	<b><u>-</u></b>	<b><u>-</u></b>
<b>TOTAL EXPENDITURES</b>	<b><u>\$ 6,859</u></b>	<b><u>\$ 11,950</u></b>	<b><u>\$ 11,950</u></b>	<b><u>\$ 14,403</u></b>

**CITY OF DEER PARK  
2017 - 2018 ANNUAL BUDGET  
GRANTS FUND REVENUES & RESOURCES**

DESCRIPTION	ACTUAL 15-16	BUDGET 16-17	ESTIMATED 16-17	PROJECTED 17-18
<b><u>Special Revenue</u></b>				
3631 Miscellaneous Revenue	\$ -	\$ -	\$ -	\$ -
3833 Economic Alliance - Gateway Project	-	-	-	-
3834 H-GAC - Gateway Project	25,000	-	-	-
3842 TPWD - Outdoor Grant	10,859	-	-	-
3843 TPWD - Wetlands	-	365,500	5,915	359,585
3844 TPWD - Hike & Bike Trails	-	170,000	-	170,000
<b>Total Special Revenue</b>	<b><u>35,859</u></b>	<b><u>535,500</u></b>	<b><u>5,915</u></b>	<b><u>529,585</u></b>
<b>Total Revenue</b>	<b><u>\$ 35,859</u></b>	<b><u>\$ 535,500</u></b>	<b><u>\$ 5,915</u></b>	<b><u>\$ 529,585</u></b>

**CITY OF DEER PARK  
2017-2018 ANNUAL BUDGET  
GRANTS FUND EXPENDITURE SUMMARY**

DEPARTMENT	ACTUAL 15-16	BUDGET 16-17	ESTIMATED 16-17	ADOPTED 17-18
Gateway Project	\$ 3,641	\$ -	\$ -	\$ -
TPWD - Outdoor Grant	10,859	-	-	-
TPWD - Wetlands	-	365,500	5,915	359,585
TPWD - Hike & Bike Trails	<u>-</u>	<u>170,000</u>	<u>-</u>	<u>170,000</u>
<b>TOTAL EXPENDITURES</b>	<b><u>\$ 14,500</u></b>	<b><u>\$ 535,500</u></b>	<b><u>\$ 5,915</u></b>	<b><u>\$ 529,585</u></b>

**CITY OF DEER PARK  
2017-2018 ANNUAL BUDGET  
GRANTS FUND**

**EXPENDITURE SUMMARY**

**TOTAL GRANT FUND**

DESCRIPTION	ACTUAL 15-16	BUDGET 16-17	ESTIMATED 16-17	ADOPTED 17-18
Capital Outlay	\$ 14,500	\$ 535,500	\$ 5,915	\$ 529,585
<b>Total Expenditures</b>	<b><u>\$ 14,500</u></b>	<b><u>\$ 535,500</u></b>	<b><u>\$ 5,915</u></b>	<b><u>\$ 529,585</u></b>

**PROGRAM DESCRIPTION**

Grant Funding may be available in the form of direct grant funding, matching grants, donations, etc. This budget includes expenditures of grant monies from the Texas Parks and Wildlife Department for development of the wetlands in the City and for hike and bike trails. The City will also contribute matching funds to these projects.

**CITY OF DEER PARK  
2017-2018 ANNUAL BUDGET  
GRANTS FUND**

**TOTAL GRANT FUND**

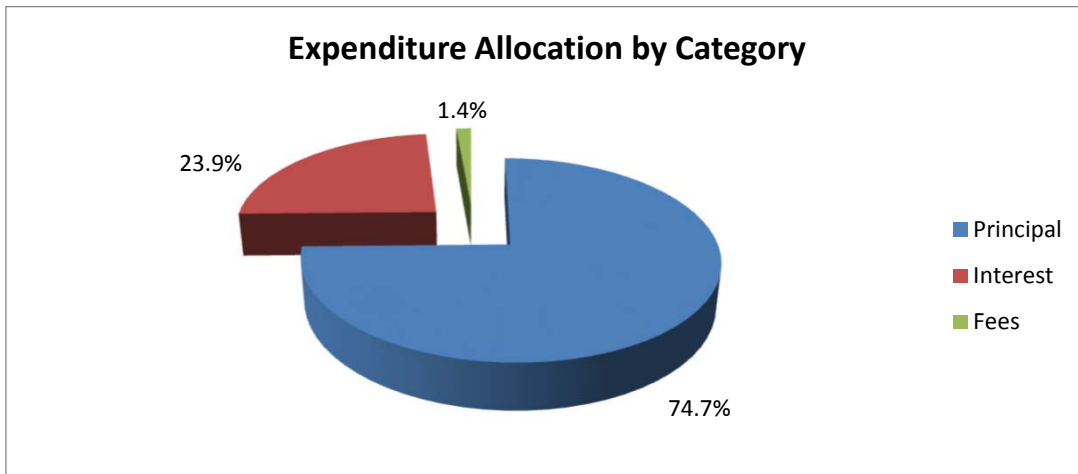
DESCRIPTION	ACTUAL 15-16	BUDGET 16-17	ESTIMATED 16-17	ADOPTED 17-18
<b><u>4900 CAPITAL OUTLAY</u></b>				
<i>Gateway Project</i>				
4903 Improvements Other Than Bldgs.	\$ 3,641	\$ -	\$ -	\$ -
<i>TPWD - Outdoor Grant</i>				
4303 Operational Supplies	10,859	-	-	-
<i>TPWD - Wetlands</i>				
4903 Improvements Other Than Bldgs.	-	357,500	-	357,500
4942 Consulting Architect Fee	-	8,000	5,915	2,085
<i>TPWD - Hike &amp; Bike Trails</i>				
4903 Improvements Other Than Bldgs.	-	170,000	-	170,000
4942 Consulting Architect Fee	-	-	-	-
<b>Total Capital Outlay</b>	<b><u>14,500</u></b>	<b><u>535,500</u></b>	<b><u>5,915</u></b>	<b><u>529,585</u></b>
<b>TOTAL EXPENDITURES</b>	<b><u>\$ 14,500</u></b>	<b><u>\$ 535,500</u></b>	<b><u>\$ 5,915</u></b>	<b><u>\$ 529,585</u></b>

**CITY OF DEER PARK  
2017 - 2018 ANNUAL BUDGET  
DEBT SERVICE FUND REVENUES & RESOURCES**

DESCRIPTION	ACTUAL 15-16	BUDGET 16-17	ESTIMATED 16-17	PROJECTED 17-18
<b><u>Tax Revenue</u></b>				
3101 Current Taxes	\$ 4,467,741	\$ 4,370,733	\$ 4,825,000	\$ 4,498,566
3111 Delinquent Taxes	<u>15,395</u>	<u>41,000</u>	<u>101,000</u>	<u>41,000</u>
<b>Total Tax Revenue</b>	<b><u>4,483,136</u></b>	<b><u>4,411,733</u></b>	<b><u>4,926,000</u></b>	<b><u>4,539,566</u></b>
<b><u>Other Revenue</u></b>				
3620 Investment Revenue	5,402	5,500	10,000	10,000
3622 Interest from Other Funds	44,275	30,000	80,000	75,000
3640 Transfer from Other Funds - DPCDC	87,231	2,217,196	2,184,110	2,394,362
3696 Proceeds from Premium on Bond Issuance	540,737	-	-	-
3697 Proceeds from Refunding Bonds	<u>6,260,000</u>	<u>-</u>	<u>-</u>	<u>-</u>
<b>Total Other Revenue</b>	<b><u>6,937,645</u></b>	<b><u>2,252,696</u></b>	<b><u>2,274,110</u></b>	<b><u>2,479,362</u></b>
<b>Total Current Revenue</b>	<b>11,420,781</b>	<b>6,664,429</b>	<b>7,200,110</b>	<b>7,018,928</b>
<b>Prior Year Revenue</b>	<u>-</u>	<u>24,785</u>	<u>-</u>	<u>-</u>
<b>Total Revenue</b>	<b><u>\$ 11,420,781</u></b>	<b><u>\$ 6,689,214</u></b>	<b><u>\$ 7,200,110</u></b>	<b><u>\$ 7,018,928</u></b>

**CITY OF DEER PARK  
2017-2018 ANNUAL BUDGET  
DEBT SERVICE FUND EXPENDITURE SUMMARY**

DESCRIPTION		ACTUAL 15-16	BUDGET 16-17	ESTIMATED 16-17	ADOPTED 17-18
4524	Payments to Escrow Agent	\$ 6,710,040	\$ -	\$ -	\$ -
4525	Paying Agent Fees	139,595	100,000	10,000	100,000
4527	Principal Payments	3,069,325	5,210,040	5,206,315	5,240,425
4528	Interest Payments	<u>1,117,143</u>	<u>1,379,174</u>	<u>1,081,210</u>	<u>1,678,503</u>
<b>TOTAL EXPENDITURES</b>		<b><u>\$ 11,036,103</u></b>	<b><u>\$ 6,689,214</u></b>	<b><u>\$ 6,297,525</u></b>	<b><u>\$ 7,018,928</u></b>





**CITY OF DEER PARK  
2017-2018 ANNUAL BUDGET  
APPLICATION OF DEBT SERVICE PAYMENTS**

ISSUANCE	PURPOSE	P & I Payments
Series 2007, GO Dated 12/01/07	Parks - 26%; Library - 23%; Drainage - 20%; Streets - 20%; City Hall - 11%	\$ 326,080
Series 2007, CO Dated 12/01/07	Drainage - 87%; Municipal Court (Parking) - 13%	107,231
Series 2010, GO Refunding Dated 05/01/10	General Fund = Public Safety - 23%; Parks - 4%; Streets - 2%; Maxwell Center - 2%; Public Buildings - 2%; and City Hall - 1% (Note: Water/Sewer Fund - 25.61%)	462,473
Series 2010, CO Dated 05/01/10	Drainage - 100%	659,975
Series 2011, GO Refunding Dated 12/01/11	Water/Sewer System - 100% (Note: Water/Sewer Fund - 60%)	140,375
Series 2011, CO Dated 12/01/11	Water/Sewer System - 100% (Note: Water/Sewer Fund - 60%)	103,065
Series 2012, GO Refunding Dated 11/01/12	Public Buildings - 32%; Public Safety - 18%; Parks - 13%; Street Rehab - 12%; Drainage - 8%; City Hall - 7%; Streets - 6%; Golf Course - 4%	674,650
Series 2012, CO Dated 11/01/12	Water/Sewer System - 100% (Note: Water/Sewer Fund - 60%)	105,381
Series 2013, CO Dated 11/01/13	Water/Sewer System - 100% (Note: Water/Sewer Fund - 60%)	143,620
Series 2014, GO Dated 11/01/14	Parks - 100%	71,025
Series 2014, GO Refunding Dated 11/01/14	Public Buildings - 32%; Public Safety - 18%; Parks - 13%; Street Rehab - 12%; Drainage - 8%; City Hall - 7%; Streets - 6%; Golf Course - 4% (Note: Water/Sewer Fund - 61.7%)	22,003
Series 2014, CO Dated 11/01/14	Water/Sewer System - 100% (Note: Water/Sewer Fund - 60%)	179,080
Series 2015, CO Dated 09/01/15	Streets - 80%; Humane - 20%;	846,450
Series 2015-A, CO Dated 12/01/15	Water/Sewer System - 100% (Note: Water/Sewer Fund - 60%)	169,050
Series 2016, CO Dated 02/16/16	Parks - 100% (Deer Park Community Development Corporation)	1,883,986
Series 2016, Ltd Tax Refunding Dated 04/01/16	Parks - 20%; Library - 18%; Drainage - 38%; Streets - 16%; City Hall - 8%	207,525
Series 2016-A, CO Dated 11/01/16	Water/Sewer System - 100% (Note: Water/Sewer Fund - 60%)	154,630
Series 2017, CO Dated 02/14/17	Parks - 100% (Deer Park Community Development Corporation)	110,463
<i>Proposed</i> Series 2017-A, CO <i>Dated 11/01/17</i>	Water/Sewer System - 100% (Note: Water/Sewer Fund - 60%)	151,953
<i>Proposed</i> Series 2018, CO <i>Dated 02/01/18</i>	Parks - 100% (Deer Park Community Development Corporation)	399,913
		<u>\$ 6,918,928</u>

**CITY OF DEER PARK  
2017-2018 ANNUAL BUDGET  
FUTURE DEBT SERVICE REQUIREMENTS - GENERAL FUND DEBT**

<u>FISCAL YEAR</u>	<u>PRINCIPAL</u>	<u>INTEREST</u>	<u>TOTAL</u>
2018	\$ 5,240,425.00	\$ 1,678,502.92	\$ 6,918,927.92
2019	5,413,430.00	1,610,208.20	7,023,638.20
2020	5,580,711.00	1,445,069.59	7,025,780.59
2021	5,709,126.00	1,273,117.64	6,982,243.64
2022	5,828,090.00	1,100,172.30	6,928,262.30
2023	6,004,090.00	920,090.10	6,924,180.10
2024	4,397,250.00	770,705.00	5,167,955.00
2025	3,900,000.00	658,582.00	4,558,582.00
2026	3,160,000.00	562,013.50	3,722,013.50
2027	2,499,000.00	470,103.00	2,969,103.00
2028	1,605,000.00	388,505.00	1,993,505.00
2029	1,670,000.00	322,065.00	1,992,065.00
2030	1,745,000.00	251,946.50	1,996,946.50
2031	1,246,000.00	193,261.50	1,439,261.50
2032	1,293,000.00	146,415.00	1,439,415.00
2033	1,091,000.00	102,377.50	1,193,377.50
2034	856,000.00	66,370.00	922,370.00
2035	638,000.00	38,570.00	676,570.00
2036	432,000.00	18,690.00	450,690.00
2037	<u>234,000.00</u>	<u>5,265.00</u>	<u>239,265.00</u>
TOTAL	<u>\$ 58,542,122.00</u>	<u>\$ 12,022,029.75</u>	<u>\$ 70,564,151.75</u>

**CITY OF DEER PARK  
2017-2018 ANNUAL BUDGET  
ANNUAL DEBT SERVICE PAYMENTS**

**GENERAL OBLIGATION BONDS, SERIES 2007  
\$7,465,000 dated December 1, 2007  
Interest Rates: 3.80% - 5.00%**

<u>DUE IN FISCAL YEAR</u>	<u>INTEREST RATE</u>	<u>DUE MAR. 15</u>		<u>DUE SEP. 15</u>	<u>ANNUAL TOTAL</u>
		<u>PRINCIPAL</u>	<u>INTEREST</u>	<u>INTEREST</u>	
2018	3.800%	\$ 320,000.00	\$ 6,080.00	\$ -	\$ 326,080.00
TOTAL		<u>\$ 320,000.00</u>	<u>\$ 6,080.00</u>	<u>\$ -</u>	<u>\$ 326,080.00</u>

\* Previously, \$5,040,000 of bonds due in 2019 - 2027 were refunded by the Series 2016, Limited Tax Refunding Bonds and were called on March 15, 2017.

**CITY OF DEER PARK  
2017-2018 ANNUAL BUDGET  
ANNUAL DEBT SERVICE PAYMENTS**

**CERTIFICATES OF OBLIGATION, SERIES 2007  
\$2,300,000 dated December 1, 2007  
Interest Rates: 4.25% - 6.00%**

<u>DUE IN FISCAL YEAR</u>	<u>INTEREST RATE</u>	<u>DUE MAR. 15</u>		<u>DUE SEP. 15</u>	<u>ANNUAL TOTAL</u>
		<u>PRINCIPAL</u>	<u>INTEREST</u>	<u>INTEREST</u>	
2018	4.250%	\$ 105,000.00	\$ 2,231.25	\$ -	\$ 107,231.25
TOTAL		<u>\$ 105,000.00</u>	<u>\$ 2,231.25</u>	<u>\$ -</u>	<u>\$ 107,231.25</u>

\* Previously, \$1,440,000 of bonds due in 2020 - 2027 were refunded by the Series 2016, Limited Tax Refunding Bonds and were called on March 15, 2017.

**CITY OF DEER PARK  
2017-2018 ANNUAL BUDGET  
ANNUAL DEBT SERVICE PAYMENTS**

**GENERAL OBLIGATION REFUNDING BONDS, SERIES 2010  
\$6,295,000 dated May 1, 2010  
Interest Rates: 2.00% - 4.50%**

<u>DUE IN FISCAL YEAR</u>	<u>INTEREST RATE</u>	<u>DUE MAR. 15</u>		<u>DUE SEP. 15</u>	<u>ANNUAL TOTAL</u>
		<u>PRINCIPAL</u>	<u>INTEREST</u>	<u>INTEREST</u>	
2018	4.500%	\$ 405,425.00	\$ 33,084.95	\$ 23,962.88	\$ 462,472.83
2019	4.500%	405,425.00	23,962.88	14,840.80	444,228.68
2020	4.500%	401,706.00	14,840.80	5,802.42	422,349.22
2021	4.000%	290,121.00	5,802.42	-	295,923.42
TOTAL		<u>\$ 1,502,677.00</u>	<u>\$ 77,691.05</u>	<u>\$ 44,606.10</u>	<u>\$ 1,624,974.15</u>

\* The 74.39% Debt Service Fund portion and the 25.61% Water and Sewer Fund portion of the refunding bonds are reflected in the respective Funds.

**CITY OF DEER PARK  
2017-2018 ANNUAL BUDGET  
ANNUAL DEBT SERVICE PAYMENTS**

**CERTIFICATES OF OBLIGATION, SERIES 2010  
\$7,805,000 dated May 1, 2010  
Interest Rates: 2.00% - 5.00%**

<u>DUE IN FISCAL YEAR</u>	<u>INTEREST RATE</u>	<u>DUE MAR. 15</u>		<u>DUE SEP. 15</u>	<u>ANNUAL TOTAL</u>
		<u>PRINCIPAL</u>	<u>INTEREST</u>	<u>INTEREST</u>	
2018	4.500%	\$ 400,000.00	\$ 134,487.50	\$ 125,487.50	\$ 659,975.00
2019	4.500%	415,000.00	125,487.50	116,150.00	656,637.50
2020	4.500%	430,000.00	116,150.00	106,475.00	652,625.00
2021	4.000%	445,000.00	106,475.00	97,575.00	649,050.00
2022	4.000%	455,000.00	97,575.00	88,475.00	641,050.00
2023	4.000%	465,000.00	88,475.00	79,175.00	632,650.00
2024	4.000%	475,000.00	79,175.00	69,675.00	623,850.00
2025	4.000%	490,000.00	69,675.00	59,875.00	619,550.00
2026	4.000%	500,000.00	59,875.00	49,875.00	609,750.00
2027	5.000%	445,000.00	49,875.00	38,750.00	533,625.00
2028	5.000%	490,000.00	38,750.00	26,500.00	555,250.00
2029	5.000%	515,000.00	26,500.00	13,625.00	555,125.00
2030	5.000%	<u>545,000.00</u>	<u>13,625.00</u>	<u>-</u>	<u>558,625.00</u>
TOTAL		<u>\$ 6,070,000.00</u>	<u>\$ 1,006,125.00</u>	<u>\$ 871,637.50</u>	<u>\$ 7,947,762.50</u>

**CITY OF DEER PARK  
2017-2018 ANNUAL BUDGET  
ANNUAL DEBT SERVICE PAYMENTS**

**GENERAL OBLIGATION REFUNDING BONDS, SERIES 2011  
\$3,490,000 dated December 1, 2011  
Interest Rates: 2.00% - 3.00%**

<u>DUE IN FISCAL YEAR</u>	<u>INTEREST RATE</u>	<u>DUE MAR. 15</u>		<u>DUE SEP. 15</u>	<u>ANNUAL TOTAL</u>
		<u>PRINCIPAL</u>	<u>INTEREST</u>	<u>INTEREST</u>	
2018	2.500%	\$ 122,000.00	\$ 9,950.00	\$ 8,425.00	\$ 140,375.00
2019	2.500%	122,000.00	8,425.00	6,900.00	137,325.00
2020	3.000%	120,000.00	6,900.00	5,100.00	132,000.00
2021	3.000%	116,000.00	5,100.00	3,360.00	124,460.00
2022	3.000%	114,000.00	3,360.00	1,650.00	119,010.00
2023	3.000%	<u>110,000.00</u>	<u>1,650.00</u>	<u>-</u>	<u>111,650.00</u>
TOTAL		<u>\$ 704,000.00</u>	<u>\$ 35,385.00</u>	<u>\$ 25,435.00</u>	<u>\$ 764,820.00</u>

\* The 40.00% Debt Service Fund portion and the 60.00% Water and Sewer Fund portion of the obligations are reflected in the respective Funds.

**CITY OF DEER PARK  
2017-2018 ANNUAL BUDGET  
ANNUAL DEBT SERVICE PAYMENTS**

**CERTIFICATES OF OBLIGATION, SERIES 2011  
\$3,390,000 dated December 1, 2011  
Interest Rates: 2.00% - 4.00%**

<u>DUE IN FISCAL YEAR</u>	<u>INTEREST RATE</u>	<u>DUE MAR. 15</u>		<u>DUE SEP. 15</u>	<u>ANNUAL TOTAL</u>
		<u>PRINCIPAL</u>	<u>INTEREST</u>	<u>INTEREST</u>	
2018	2.500%	\$ 62,000.00	\$ 20,920.00	\$ 20,145.00	\$ 103,065.00
2019	2.500%	62,000.00	20,145.00	19,370.00	101,515.00
2020	3.000%	64,000.00	19,370.00	18,410.00	101,780.00
2021	3.000%	68,000.00	18,410.00	17,390.00	103,800.00
2022	3.000%	68,000.00	17,390.00	16,370.00	101,760.00
2023	3.000%	70,000.00	16,370.00	15,320.00	101,690.00
2024	4.000%	74,000.00	15,320.00	13,840.00	103,160.00
2025	4.000%	76,000.00	13,840.00	12,320.00	102,160.00
2026	4.000%	78,000.00	12,320.00	10,760.00	101,080.00
2027	4.000%	84,000.00	10,760.00	9,080.00	103,840.00
2028	4.000%	84,000.00	9,080.00	7,400.00	100,480.00
2029	4.000%	88,000.00	7,400.00	5,640.00	101,040.00
2030	4.000%	90,000.00	5,640.00	3,840.00	99,480.00
2031	4.000%	94,000.00	3,840.00	1,960.00	99,800.00
2032	4.000%	98,000.00	1,960.00	-	99,960.00
TOTAL		<u>\$ 1,160,000.00</u>	<u>\$ 192,765.00</u>	<u>\$ 171,845.00</u>	<u>\$ 1,524,610.00</u>

\* The 40.00% Debt Service Fund portion and the 60.00% Water and Sewer Fund portion of the obligations are reflected in the respective Funds.



**CITY OF DEER PARK  
2017-2018 ANNUAL BUDGET  
ANNUAL DEBT SERVICE PAYMENTS**

**GENERAL OBLIGATION REFUNDING BONDS, SERIES 2012  
\$4,510,000 dated November 1, 2012  
Interest Rates: 2.00% - 3.00%**

<u>DUE IN FISCAL YEAR</u>	<u>INTEREST RATE</u>	<u>DUE MAR. 15</u>		<u>DUE SEP. 15</u>	<u>ANNUAL TOTAL</u>
		<u>PRINCIPAL</u>	<u>INTEREST</u>	<u>INTEREST</u>	
2018	2.000%	\$ 590,000.00	\$ 45,275.00	\$ 39,375.00	\$ 674,650.00
2019	2.000%	610,000.00	39,375.00	33,275.00	682,650.00
2020	2.000%	630,000.00	33,275.00	26,975.00	690,250.00
2021	2.000%	650,000.00	26,975.00	20,475.00	697,450.00
2022	3.000%	670,000.00	20,475.00	10,425.00	700,900.00
2023	3.000%	<u>695,000.00</u>	<u>10,425.00</u>	<u>-</u>	<u>705,425.00</u>
TOTAL		<u>\$ 3,845,000.00</u>	<u>\$ 175,800.00</u>	<u>\$ 130,525.00</u>	<u>\$ 4,151,325.00</u>

**CITY OF DEER PARK  
2017-2018 ANNUAL BUDGET  
ANNUAL DEBT SERVICE PAYMENTS**

**CERTIFICATES OF OBLIGATION, SERIES 2012  
\$4,725,000 dated November 1, 2012  
Interest Rates: 2.00% - 3.00%**

<u>DUE IN FISCAL YEAR</u>	<u>INTEREST RATE</u>	<u>DUE MAR. 15</u>		<u>DUE SEP. 15</u>	<u>ANNUAL TOTAL</u>
		<u>PRINCIPAL</u>	<u>INTEREST</u>	<u>INTEREST</u>	
2018	2.000%	\$ 60,000.00	\$ 22,990.50	\$ 22,390.50	\$ 105,381.00
2019	2.000%	68,000.00	22,390.50	21,710.50	112,101.00
2020	2.000%	78,000.00	21,710.50	20,930.50	120,641.00
2021	3.000%	112,000.00	20,930.50	19,250.50	152,181.00
2022	3.000%	100,000.00	19,250.50	17,750.50	137,001.00
2023	3.000%	112,000.00	17,750.50	16,070.50	145,821.00
2024	3.000%	128,000.00	16,070.50	14,150.50	158,221.00
2025	2.000%	130,000.00	14,150.50	12,850.50	157,001.00
2026	2.100%	134,000.00	12,850.50	11,443.50	158,294.00
2027	2.200%	136,000.00	11,443.50	9,947.50	157,391.00
2028	2.250%	138,000.00	9,947.50	8,395.00	156,342.50
2029	3.000%	142,000.00	8,395.00	6,265.00	156,660.00
2030	3.000%	146,000.00	6,265.00	4,075.00	156,340.00
2031	2.500%	146,000.00	4,075.00	2,250.00	152,325.00
2032	3.000%	<u>150,000.00</u>	<u>2,250.00</u>	<u>-</u>	<u>152,250.00</u>
TOTAL		<u>\$ 1,780,000.00</u>	<u>\$ 210,470.50</u>	<u>\$ 187,480.00</u>	<u>\$ 2,177,950.50</u>

\* The 40.00% Debt Service Fund portion and the 60.00% Water and Sewer Fund portion of the obligations are reflected in the respective Funds.

**CITY OF DEER PARK  
2017-2018 ANNUAL BUDGET  
ANNUAL DEBT SERVICE PAYMENTS**

**CERTIFICATES OF OBLIGATION, SERIES 2013  
\$6,925,000 dated November 1, 2013  
Interest Rates: 2.00% - 3.35%**

<u>DUE IN FISCAL YEAR</u>	<u>INTEREST RATE</u>	<u>DUE MAR. 15</u>		<u>DUE SEP. 15</u>	<u>ANNUAL TOTAL</u>
		<u>PRINCIPAL</u>	<u>INTEREST</u>	<u>INTEREST</u>	
2018	2.500%	\$ 56,000.00	\$ 44,160.00	\$ 43,460.00	\$ 143,620.00
2019	3.000%	60,000.00	43,460.00	42,560.00	146,020.00
2020	3.000%	64,000.00	42,560.00	41,600.00	148,160.00
2021	3.000%	98,000.00	41,600.00	40,130.00	179,730.00
2022	3.000%	128,000.00	40,130.00	38,210.00	206,340.00
2023	3.000%	132,000.00	38,210.00	36,230.00	206,440.00
2024	3.250%	168,000.00	36,230.00	33,500.00	237,730.00
2025	3.350%	178,000.00	33,500.00	30,518.50	242,018.50
2026	3.350%	188,000.00	30,518.50	27,369.50	245,888.00
2027	3.350%	194,000.00	27,369.50	24,120.00	245,489.50
2028	3.350%	210,000.00	24,120.00	20,602.50	254,722.50
2029	3.350%	220,000.00	20,602.50	16,917.50	257,520.00
2030	3.350%	232,000.00	16,917.50	13,031.50	261,949.00
2031	3.350%	248,000.00	13,031.50	8,877.50	269,909.00
2032	3.350%	260,000.00	8,877.50	4,522.50	273,400.00
2033	3.350%	270,000.00	4,522.50	-	274,522.50
TOTAL		<u>\$ 2,706,000.00</u>	<u>\$ 465,809.50</u>	<u>\$ 421,649.50</u>	<u>\$ 3,593,459.00</u>

\* The 40.00% Debt Service Fund portion and the 60.00% Water and Sewer Fund portion of the obligations are reflected in the respective Funds.

**CITY OF DEER PARK  
2017-2018 ANNUAL BUDGET  
ANNUAL DEBT SERVICE PAYMENTS**

**GENERAL OBLIGATION BONDS, SERIES 2014  
\$1,005,000 dated November 1, 2014  
Interest Rates: 2.00% - 4.00%**

<u>DUE IN FISCAL YEAR</u>	<u>INTEREST RATE</u>	<u>DUE MAR. 15</u>		<u>DUE SEP. 15</u>	<u>ANNUAL TOTAL</u>
		<u>PRINCIPAL</u>	<u>INTEREST</u>	<u>INTEREST</u>	
2018	3.000%	\$ 40,000.00	\$ 15,812.50	\$ 15,212.50	\$ 71,025.00
2019	3.000%	40,000.00	15,212.50	14,612.50	69,825.00
2020	3.000%	40,000.00	14,612.50	14,012.50	68,625.00
2021	3.000%	45,000.00	14,012.50	13,337.50	72,350.00
2022	3.000%	45,000.00	13,337.50	12,662.50	71,000.00
2023	3.000%	45,000.00	12,662.50	11,987.50	69,650.00
2024	3.000%	45,000.00	11,987.50	11,312.50	68,300.00
2025	3.500%	50,000.00	11,312.50	10,437.50	71,750.00
2026	3.500%	50,000.00	10,437.50	9,562.50	70,000.00
2027	3.500%	55,000.00	9,562.50	8,600.00	73,162.50
2028	4.000%	55,000.00	8,600.00	7,500.00	71,100.00
2029	4.000%	55,000.00	7,500.00	6,400.00	68,900.00
2030	4.000%	60,000.00	6,400.00	5,200.00	71,600.00
2031	4.000%	60,000.00	5,200.00	4,000.00	69,200.00
2032	4.000%	65,000.00	4,000.00	2,700.00	71,700.00
2033	4.000%	65,000.00	2,700.00	1,400.00	69,100.00
2034	4.000%	70,000.00	1,400.00	-	71,400.00
TOTAL		<u>\$ 885,000.00</u>	<u>\$ 164,750.00</u>	<u>\$ 148,937.50</u>	<u>\$ 1,198,687.50</u>

**CITY OF DEER PARK  
2017-2018 ANNUAL BUDGET  
ANNUAL DEBT SERVICE PAYMENTS**

**GENERAL OBLIGATION REFUNDING BONDS, SERIES 2014  
\$1,915,000\* dated November 1, 2014  
Interest Rates: 2.00% - 3.00%**

<u>DUE IN FISCAL YEAR</u>	<u>INTEREST RATE</u>	<u>DUE MAR. 15</u>		<u>DUE SEP. 15</u>	<u>ANNUAL TOTAL</u>
		<u>PRINCIPAL</u>	<u>INTEREST</u>	<u>INTEREST</u>	
2018	3.000%	\$ -	\$ 11,001.67	\$ 11,001.67	\$ 22,003.34
2019	3.000%	90,005.00	11,001.67	9,651.60	110,658.27
2020	3.000%	90,005.00	9,651.60	8,301.52	107,958.12
2021	3.000%	90,005.00	8,301.52	6,951.45	105,257.97
2022	3.000%	88,090.00	6,951.45	5,630.10	100,671.55
2023	3.000%	88,090.00	5,630.10	4,308.75	98,028.85
2024	3.000%	<u>287,250.00</u>	<u>4,308.75</u>	<u>-</u>	<u>291,558.75</u>
TOTAL		<u>\$ 733,445.00</u>	<u>\$ 56,846.76</u>	<u>\$ 45,845.09</u>	<u>\$ 836,136.85</u>

\* The 40.00% Debt Service Fund portion and the 60.00% Water and Sewer Fund portion of the obligations are reflected in the respective Funds.

**CITY OF DEER PARK  
2017-2018 ANNUAL BUDGET  
ANNUAL DEBT SERVICE PAYMENTS**

**CERTIFICATES OF OBLIGATION, SERIES 2014  
\$6,275,000 dated November 1, 2014  
Interest Rates: 2.00% - 4.00%**

<b>DUE IN FISCAL YEAR</b>	<b>INTEREST RATE</b>	<b>DUE MAR. 15</b>		<b>DUE SEP. 15</b>	<b>ANNUAL TOTAL</b>
		<b>PRINCIPAL</b>	<b>INTEREST</b>	<b>INTEREST</b>	
2018	3.000%	\$ 94,000.00	\$ 43,245.00	\$ 41,835.00	\$ 179,080.00
2019	3.000%	96,000.00	41,835.00	40,395.00	178,230.00
2020	3.000%	100,000.00	40,395.00	38,895.00	179,290.00
2021	3.000%	104,000.00	38,895.00	37,335.00	180,230.00
2022	3.000%	134,000.00	37,335.00	35,325.00	206,660.00
2023	3.000%	138,000.00	35,325.00	33,255.00	206,580.00
2024	3.000%	124,000.00	33,255.00	31,395.00	188,650.00
2025	3.500%	128,000.00	31,395.00	29,155.00	188,550.00
2026	3.500%	134,000.00	29,155.00	26,810.00	189,965.00
2027	3.500%	140,000.00	26,810.00	24,360.00	191,170.00
2028	4.000%	172,000.00	24,360.00	20,920.00	217,280.00
2029	4.000%	178,000.00	20,920.00	17,360.00	216,280.00
2030	4.000%	184,000.00	17,360.00	13,680.00	215,040.00
2031	4.000%	160,000.00	13,680.00	10,480.00	184,160.00
2032	4.000%	168,000.00	10,480.00	7,120.00	185,600.00
2033	4.000%	174,000.00	7,120.00	3,640.00	184,760.00
2034	4.000%	182,000.00	3,640.00	-	185,640.00
<b>TOTAL</b>		<b>\$ 2,410,000.00</b>	<b>\$ 455,205.00</b>	<b>\$ 411,960.00</b>	<b>\$ 3,277,165.00</b>

\* The 40.00% Debt Service Fund portion and the 60.00% Water and Sewer Fund portion of the obligations are reflected in the respective Funds.

**CITY OF DEER PARK  
2017-2018 ANNUAL BUDGET  
ANNUAL DEBT SERVICE PAYMENTS**

**CERTIFICATES OF OBLIGATION, SERIES 2015  
\$7,310,000 dated September 1, 2015  
Interest Rate: 2.00% - 3.00%**

<u>DUE IN FISCAL YEAR</u>	<u>INTEREST RATE</u>	<u>DUE MAR. 15</u>		<u>DUE SEP. 15</u>	<u>ANNUAL TOTAL</u>
		<u>PRINCIPAL</u>	<u>INTEREST</u>	<u>INTEREST</u>	
2018	2.000%	\$ 680,000.00	\$ 86,625.00	\$ 79,825.00	\$ 846,450.00
2019	2.000%	690,000.00	79,825.00	72,925.00	842,750.00
2020	4.000%	710,000.00	72,925.00	58,725.00	841,650.00
2021	3.000%	735,000.00	58,725.00	47,700.00	841,425.00
2022	3.000%	760,000.00	47,700.00	36,300.00	844,000.00
2023	3.000%	785,000.00	36,300.00	24,525.00	845,825.00
2024	3.000%	805,000.00	24,525.00	12,450.00	841,975.00
2025	3.000%	830,000.00	12,450.00	-	842,450.00
TOTAL		<u>\$ 5,995,000.00</u>	<u>\$ 419,075.00</u>	<u>\$ 332,450.00</u>	<u>\$ 6,746,525.00</u>

**CITY OF DEER PARK  
2017-2018 ANNUAL BUDGET  
ANNUAL DEBT SERVICE PAYMENTS**

**CERTIFICATES OF OBLIGATION, SERIES 2015-A  
\$7,110,000 dated December 1, 2015  
Interest Rate: 2.00% - 3.50%**

<u>DUE IN FISCAL YEAR</u>	<u>INTEREST RATE</u>	<u>DUE MAR. 15</u>		<u>DUE SEP. 15</u>	<u>ANNUAL TOTAL</u>
		<u>PRINCIPAL</u>	<u>INTEREST</u>	<u>INTEREST</u>	
2018	2.000%	\$ 88,000.00	\$ 40,965.00	\$ 40,085.00	\$ 169,050.00
2019	2.000%	98,000.00	40,085.00	39,105.00	177,190.00
2020	3.000%	100,000.00	39,105.00	37,605.00	176,710.00
2021	3.000%	104,000.00	37,605.00	36,045.00	177,650.00
2022	3.000%	82,000.00	36,045.00	34,815.00	152,860.00
2023	2.000%	86,000.00	34,815.00	33,955.00	154,770.00
2024	2.000%	174,000.00	33,955.00	32,215.00	240,170.00
2025	3.000%	176,000.00	32,215.00	29,575.00	237,790.00
2026	3.000%	176,000.00	29,575.00	26,935.00	232,510.00
2027	3.000%	178,000.00	26,935.00	24,265.00	229,200.00
2028	3.000%	152,000.00	24,265.00	21,985.00	198,250.00
2029	3.000%	154,000.00	21,985.00	19,675.00	195,660.00
2030	3.250%	158,000.00	19,675.00	17,107.50	194,782.50
2031	3.250%	190,000.00	17,107.50	14,020.00	221,127.50
2032	3.375%	192,000.00	14,020.00	10,780.00	216,800.00
2033	3.500%	194,000.00	10,780.00	7,385.00	212,165.00
2034	3.500%	204,000.00	7,385.00	3,815.00	215,200.00
2035	3.500%	218,000.00	3,815.00	-	221,815.00
TOTAL		<u>\$ 2,724,000.00</u>	<u>\$ 470,332.50</u>	<u>\$ 429,367.50</u>	<u>\$ 3,623,700.00</u>

\* The 40.00% Debt Service Fund portion and the 60.00% Water and Sewer Fund portion of the obligations are reflected in the respective Funds.



**CITY OF DEER PARK  
2017-2018 ANNUAL BUDGET  
ANNUAL DEBT SERVICE PAYMENTS**

**CERTIFICATES OF OBLIGATION, SERIES 2016  
\$9,450,000 dated February 16, 2016  
Interest Rate: 1.59%**

<u>DUE IN FISCAL YEAR</u>	<u>INTEREST RATE</u>	<u>DUE MAR. 15</u>		<u>DUE SEP. 15</u>	<u>ANNUAL TOTAL</u>
		<u>PRINCIPAL</u>	<u>INTEREST</u>	<u>INTEREST</u>	
2018	1.590%	\$ 1,780,000.00	\$ 59,068.50	\$ 44,917.50	\$ 1,883,986.00
2019	1.590%	665,000.00	44,917.50	39,630.75	749,548.25
2020	1.590%	680,000.00	39,630.75	34,224.75	753,855.50
2021	1.590%	690,000.00	34,224.75	28,739.25	752,964.00
2022	1.590%	700,000.00	28,739.25	23,174.25	751,913.50
2023	1.590%	710,000.00	23,174.25	17,529.75	750,704.00
2024	1.590%	725,000.00	17,529.75	11,766.00	754,295.75
2025	1.590%	735,000.00	11,766.00	5,922.75	752,688.75
2026	1.590%	745,000.00	5,922.75	-	750,922.75
TOTAL		<u>\$ 7,430,000.00</u>	<u>\$ 264,973.50</u>	<u>\$ 205,905.00</u>	<u>\$ 7,900,878.50</u>

This debt, the first of three issuances approved for the Deer Park Community Development Corporation, was issued through a private placement following a competitive bidding process.

**CITY OF DEER PARK  
2017-2018 ANNUAL BUDGET  
ANNUAL DEBT SERVICE PAYMENTS**

**CERTIFICATES OF OBLIGATION, SERIES 2016-A  
\$6,885,000 dated November 1, 2016  
Interest Rates: 2.00% - 4.00%**

<u>DUE IN FISCAL YEAR</u>	<u>INTEREST RATE</u>	<u>DUE MAR. 15</u>		<u>DUE SEP. 15</u>	<u>ANNUAL TOTAL</u>
		<u>PRINCIPAL</u>	<u>INTEREST</u>	<u>INTEREST</u>	
2018	2.000%	\$ 70,000.00	\$ 42,665.00	\$ 41,965.00	\$ 154,630.00
2019	2.000%	72,000.00	41,965.00	41,245.00	155,210.00
2020	2.000%	74,000.00	41,245.00	40,505.00	155,750.00
2021	2.000%	76,000.00	40,505.00	39,745.00	156,250.00
2022	2.000%	78,000.00	39,745.00	38,965.00	156,710.00
2023	2.000%	78,000.00	38,965.00	38,185.00	155,150.00
2024	3.000%	136,000.00	38,185.00	36,145.00	210,330.00
2025	3.000%	142,000.00	36,145.00	34,015.00	212,160.00
2026	2.500%	146,000.00	34,015.00	32,190.00	212,205.00
2027	4.000%	150,000.00	32,190.00	29,190.00	211,380.00
2028	4.000%	156,000.00	29,190.00	26,070.00	211,260.00
2029	4.000%	162,000.00	26,070.00	22,830.00	210,900.00
2030	4.000%	170,000.00	22,830.00	19,430.00	212,260.00
2031	4.000%	176,000.00	19,430.00	15,910.00	211,340.00
2032	4.000%	182,000.00	15,910.00	12,270.00	210,180.00
2033	3.000%	200,000.00	12,270.00	9,270.00	221,540.00
2034	3.000%	204,000.00	9,270.00	6,210.00	219,480.00
2035	3.000%	206,000.00	6,210.00	3,120.00	215,330.00
2036	3.000%	208,000.00	3,120.00	-	211,120.00
TOTAL		<u>\$ 2,686,000.00</u>	<u>\$ 529,925.00</u>	<u>\$ 487,260.00</u>	<u>\$ 3,703,185.00</u>

\* The 40.00% Debt Service Fund portion and the 60.00% Water and Sewer Fund portion of the obligations are reflected in the respective Funds.

**CITY OF DEER PARK  
2017-2018 ANNUAL BUDGET  
ANNUAL DEBT SERVICE PAYMENTS**

**LIMITED TAX REFUNDING BONDS, SERIES 2016  
\$6,260,000 dated April 1, 2016  
Interest Rate: 2.25% - 4.00%**

<u>DUE IN FISCAL YEAR</u>	<u>INTEREST RATE</u>	<u>DUE MAR. 15</u>		<u>DUE SEP. 15</u>	<u>ANNUAL TOTAL</u>
		<u>PRINCIPAL</u>	<u>INTEREST</u>	<u>INTEREST</u>	
2018	4.000%	\$ -	\$ 103,762.50	\$ 103,762.50	\$ 207,525.00
2019	4.000%	445,000.00	103,762.50	94,862.50	643,625.00
2020	4.000%	480,000.00	94,862.50	85,262.50	660,125.00
2021	4.000%	520,000.00	85,262.50	74,862.50	680,125.00
2022	4.000%	680,000.00	74,862.50	61,262.50	816,125.00
2023	4.000%	710,000.00	61,262.50	47,062.50	818,325.00
2024	2.250%	730,000.00	47,062.50	38,850.00	815,912.50
2025	2.250%	845,000.00	38,850.00	29,343.75	913,193.75
2026	2.250%	875,000.00	29,343.75	19,500.00	923,843.75
2027	4.000%	975,000.00	19,500.00	-	994,500.00
TOTAL		<u>\$ 6,260,000.00</u>	<u>\$ 658,531.25</u>	<u>\$ 554,768.75</u>	<u>\$ 7,473,300.00</u>

**CITY OF DEER PARK  
2017-2018 ANNUAL BUDGET  
ANNUAL DEBT SERVICE PAYMENTS**

**CERTIFICATES OF OBLIGATION, SERIES 2017  
\$2,700,000 dated February 14, 2017  
Interest Rate: 1.89%**

<u>DUE IN FISCAL YEAR</u>	<u>INTEREST RATE</u>	<u>DUE MAR. 15</u>		<u>DUE SEP. 15</u>	<u>ANNUAL TOTAL</u>
		<u>PRINCIPAL</u>	<u>INTEREST</u>	<u>INTEREST</u>	
2018	1.890%	\$ 60,000.00	\$ 25,515.00	\$ 24,948.00	\$ 110,463.00
2019	1.890%	420,000.00	24,948.00	20,979.00	465,927.00
2020	1.890%	425,000.00	20,979.00	16,962.75	462,941.75
2021	1.890%	435,000.00	16,962.75	12,852.00	464,814.75
2022	1.890%	445,000.00	12,852.00	8,646.75	466,498.75
2023	1.890%	455,000.00	8,646.75	4,347.00	467,993.75
2024	1.890%	<u>460,000.00</u>	<u>4,347.00</u>	<u>-</u>	<u>464,347.00</u>
TOTAL		<u>\$ 2,700,000.00</u>	<u>\$ 114,250.50</u>	<u>\$ 88,735.50</u>	<u>\$ 2,902,986.00</u>

This debt, the second of three issuances approved for the Deer Park Community Development Corporation, was issued through a private placement following a competitive bidding process.

**CITY OF DEER PARK  
2017-2018 ANNUAL BUDGET  
ANNUAL DEBT SERVICE PAYMENTS**

**PROPOSED CERTIFICATES OF OBLIGATION, SERIES 2017-A  
\$6,690,000 dated November 1, 2017  
Interest Rate: 4.50%**

<u>DUE IN FISCAL YEAR</u>	<u>INTEREST RATE</u>	<u>DUE MAR. 15</u>		<u>DUE SEP. 15</u>	<u>ANNUAL TOTAL</u>
		<u>PRINCIPAL</u>	<u>INTEREST</u>	<u>INTEREST</u>	
2018	4.500%	\$ 48,000.00	\$ 44,823.00	\$ 59,130.00	\$ 151,953.00
2019	4.500%	50,000.00	59,130.00	58,005.00	167,135.00
2020	4.500%	54,000.00	58,005.00	56,790.00	168,795.00
2021	4.500%	56,000.00	56,790.00	55,530.00	168,320.00
2022	4.500%	66,000.00	55,530.00	54,045.00	175,575.00
2023	4.500%	70,000.00	54,045.00	52,470.00	176,515.00
2024	4.500%	66,000.00	52,470.00	50,985.00	169,455.00
2025	4.500%	120,000.00	50,985.00	48,285.00	219,270.00
2026	4.500%	134,000.00	48,285.00	45,270.00	227,555.00
2027	4.500%	142,000.00	45,270.00	42,075.00	229,345.00
2028	4.500%	148,000.00	42,075.00	38,745.00	228,820.00
2029	4.500%	156,000.00	38,745.00	35,235.00	229,980.00
2030	4.500%	160,000.00	35,235.00	31,635.00	226,870.00
2031	4.500%	172,000.00	31,635.00	27,765.00	231,400.00
2032	4.500%	178,000.00	27,765.00	23,760.00	229,525.00
2033	4.500%	188,000.00	23,760.00	19,530.00	231,290.00
2034	4.500%	196,000.00	19,530.00	15,120.00	230,650.00
2035	4.500%	214,000.00	15,120.00	10,305.00	239,425.00
2036	4.500%	224,000.00	10,305.00	5,265.00	239,570.00
2037	4.500%	<u>234,000.00</u>	<u>5,265.00</u>	<u>-</u>	<u>239,265.00</u>
TOTAL		<u>\$ 2,676,000.00</u>	<u>\$ 774,768.00</u>	<u>\$ 729,945.00</u>	<u>\$ 4,180,713.00</u>

\* The 40.00% Debt Service Fund portion and the 60.00% Water and Sewer Fund portion of the obligations are reflected in the respective Funds.

**CITY OF DEER PARK  
2017-2018 ANNUAL BUDGET  
ANNUAL DEBT SERVICE PAYMENTS**

**PROPOSED CERTIFICATES OF OBLIGATION, SERIES 2018  
\$5,850,000 dated February 1, 2018  
Interest Rate: 3.50%**

<b><u>DUE IN FISCAL YEAR</u></b>	<b><u>INTEREST RATE</u></b>	<b><u>DUE MAR. 15</u></b>		<b><u>DUE SEP. 15</u></b>	<b><u>ANNUAL TOTAL</u></b>
		<b><u>PRINCIPAL</u></b>	<b><u>INTEREST</u></b>	<b><u>INTEREST</u></b>	
2018	3.500%	\$ 260,000.00	\$ 42,087.50	\$ 97,825.00	\$ 399,912.50
2019	3.500%	1,005,000.00	97,825.00	80,237.50	1,183,062.50
2020	3.500%	1,040,000.00	80,237.50	62,037.50	1,182,275.00
2021	3.500%	1,075,000.00	62,037.50	43,225.00	1,180,262.50
2022	3.500%	1,215,000.00	43,225.00	21,962.50	1,280,187.50
2023	3.500%	<u>1,255,000.00</u>	<u>21,962.50</u>	<u>-</u>	<u>1,276,962.50</u>
TOTAL		<u>\$ 5,850,000.00</u>	<u>\$ 347,375.00</u>	<u>\$ 305,287.50</u>	<u>\$ 6,502,662.50</u>

This debt represents the last of three issuances approved for the Deer Park Community Development Corporation, and is being issued to fund Parks & Recreation projects. This issuance will be handled through a private placement following a competitive bidding process.

**CITY OF DEER PARK  
2017 - 2018 ANNUAL BUDGET  
STORM WATER FUND REVENUES & RESOURCES**

DESCRIPTION	ACTUAL 15-16	BUDGET 16-17	ESTIMATED 16-17	PROJECTED 17-18
<b><u>Service Fees</u></b>				
3212 Late Charges	\$ 7,364	\$ 10,000	\$ 7,400	\$ 7,500
3230 Residential Storm Water Fee	155,796	198,000	169,500	187,000
3231 Commercial Storm Water Fee	114,458	143,000	126,100	143,000
3321 Storm Water Violations	633	-	-	-
<b>Total Service Fees</b>	<b><u>278,251</u></b>	<b><u>351,000</u></b>	<b><u>303,000</u></b>	<b><u>337,500</u></b>
<b>Total Current Revenue</b>	<b>278,251</b>	<b>351,000</b>	<b>303,000</b>	<b>337,500</b>
<b>Prior Year Revenue</b>	<b><u>81,239</u></b>	<b><u>-</u></b>	<b><u>-</u></b>	<b><u>-</u></b>
<b>Total Revenue</b>	<b><u>\$ 359,490</u></b>	<b><u>\$ 351,000</u></b>	<b><u>\$ 303,000</u></b>	<b><u>\$ 337,500</u></b>

**CITY OF DEER PARK  
2017-2018 ANNUAL BUDGET  
STORM WATER FUND EXPENDITURE SUMMARY**

<b>DEPARTMENT</b>	<b>ACTUAL 15-16</b>	<b>BUDGET 16-17</b>	<b>ESTIMATED 16-17</b>	<b>ADOPTED 17-18</b>
Storm Water	<u>\$ 359,490</u>	<u>\$ 351,000</u>	<u>\$ 276,429</u>	<u>\$ 337,500</u>
<b>TOTAL EXPENDITURES</b>	<u><u>\$ 359,490</u></u>	<u><u>\$ 351,000</u></u>	<u><u>\$ 276,429</u></u>	<u><u>\$ 337,500</u></u>



**CITY OF DEER PARK  
2017-2018 ANNUAL BUDGET  
STORM WATER**

**EXPENDITURE SUMMARY**

DESCRIPTION	ACTUAL 15-16	BUDGET 16-17	ESTIMATED 16-17	ADOPTED 17-18
Personnel & Related	\$ 94,663	\$ 95,236	\$ 93,399	\$ 100,763
Services	5,533	11,275	1,025	11,425
Supplies	3,622	11,401	1,000	5,551
Repairs & Maintenance	4,098	20,700	250	26,400
Other Operating Expenditures	-	31,188	-	20,061
Capital Outlay	<u>251,574</u>	<u>181,200</u>	<u>180,755</u>	<u>173,300</u>
<b>Total Expenditures</b>	<b><u>\$ 359,490</u></b>	<b><u>\$ 351,000</u></b>	<b><u>\$ 276,429</u></b>	<b><u>\$ 337,500</u></b>

**PERSONNEL SCHEDULE**

Stormwater/Water Resource Specialist	1	1	1	0
Assistant City Engineer	1	0	0	1
Summer Help - Temporary	1	0	0	0

**PROGRAM DESCRIPTION**

The Storm Water Department is responsible for the City's compliance with the federal mandate known as the National Pollutant Discharge Elimination System (NPDES). The NPDES mandate requires cities to implement programs and practices to control polluted storm water run-off through a permitting program. The City is required to develop a storm water management program to address a minimum of six control measures. The program can be developed and implemented in phases over a five-year period.

**CITY OF DEER PARK  
2017-2018 ANNUAL BUDGET  
STORM WATER**

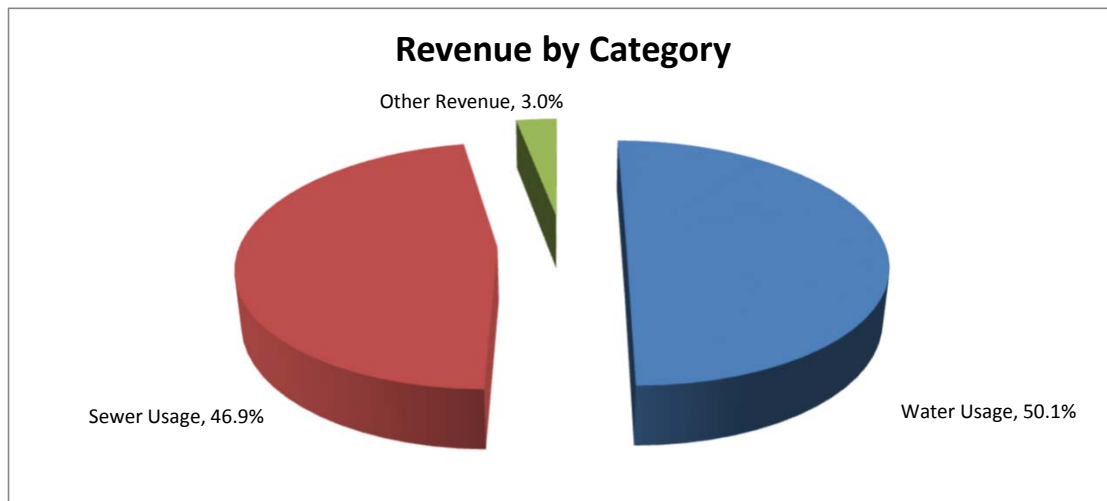
DESCRIPTION	ACTUAL 15-16	BUDGET 16-17	ESTIMATED 16-17	ADOPTED 17-18
<b><u>4100 PERSONNEL &amp; RELATED</u></b>				
4101 Salaries - Full Time	\$ 72,732	\$ 71,992	\$ 71,107	\$ 76,438
4103 Salaries - Temporary	-	-	-	-
4104 Salaries - Overtime	147	572	572	572
4106 Social Security/Medicare	5,419	5,524	5,430	5,817
4107 TMRS	10,095	10,392	9,950	11,094
4108 Health & Life Insurance	5,562	6,012	5,645	6,120
4109 Workers Compensation	63	99	50	77
4110 State Unemployment	-	-	-	-
4114 Section 125 Admin Fee	-	-	-	-
4117 Health Savings Account	644	645	645	645
<b>Total Personnel &amp; Related</b>	<b><u>94,663</u></b>	<b><u>95,236</u></b>	<b><u>93,399</u></b>	<b><u>100,763</u></b>
<b><u>4200 SERVICES</u></b>				
4216 Mobile Telephone	624	625	625	625
4231 Equipment Rental	-	-	-	-
4240 Consultant Fees	29	5,000	-	5,000
4244 Advertising	-	350	-	100
4250 Training & Travel	3,169	3,000	-	3,000
4252 Dues & Fees	1,411	900	100	2,100
4254 Inspections & Permits	300	400	300	400
4279 Software - Other	-	1,000	-	200
<b>Total Services</b>	<b><u>5,533</u></b>	<b><u>11,275</u></b>	<b><u>1,025</u></b>	<b><u>11,425</u></b>
<b><u>4300 SUPPLIES</u></b>				
4301 Office Supplies	-	200	-	100
4303 Operational Supplies	2,654	7,000	1,000	3,000
4304 Data Processing Supplies	-	500	-	150
4305 Printing	-	100	-	100
4308 Small Tools & Minor Equipment	-	2,000	-	1,000
4311 Uniforms	255	350	-	350
4314 Protective Clothing	-	151	-	151
4328 Gasoline	195	600	-	400
4348 Books	518	500	-	300
<b>Total Supplies</b>	<b><u>3,622</u></b>	<b><u>11,401</u></b>	<b><u>1,000</u></b>	<b><u>5,551</u></b>

**CITY OF DEER PARK  
2017-2018 ANNUAL BUDGET  
STORM WATER**

DESCRIPTION	ACTUAL 15-16	BUDGET 16-17	ESTIMATED 16-17	ADOPTED 17-18
<b><u>4400 REPAIRS &amp; MAINTENANCE</u></b>				
4401 Vehicles	1,713	500	250	500
4403 Computer Equipment	-	200	-	200
4408 Storm Sewer	<u>2,385</u>	<u>20,000</u>	<u>-</u>	<u>25,700</u>
<b>Total Repairs &amp; Maintenance</b>	<b><u>4,098</u></b>	<b><u>20,700</u></b>	<b><u>250</u></b>	<b><u>26,400</u></b>
<b><u>4500 OTHER OPERATING EXP.</u></b>				
4510 Contingency	<u>-</u>	<u>31,188</u>	<u>-</u>	<u>20,061</u>
<b>Total Other Operating Exp.</b>	<b><u>-</u></b>	<b><u>31,188</u></b>	<b><u>-</u></b>	<b><u>20,061</u></b>
<b><u>4900 CAPITAL OUTLAY</u></b>				
4903 Improvements Other than Buildings	93,701	-	-	-
4904 Machinery & Equipment	-	-	-	-
4907 Trucks & Heavy Rolling Stock	-	-	-	-
4908 Lease Purchase	157,874	181,200	180,755	173,300
4914 Storm Drainage	<u>-</u>	<u>-</u>	<u>-</u>	<u>-</u>
<b>Total Other Operating Exp.</b>	<b><u>251,574</u></b>	<b><u>181,200</u></b>	<b><u>180,755</u></b>	<b><u>173,300</u></b>
<b>TOTAL EXPENDITURES</b>	<b><u>\$ 359,490</u></b>	<b><u>\$ 351,000</u></b>	<b><u>\$ 276,429</u></b>	<b><u>\$ 337,500</u></b>

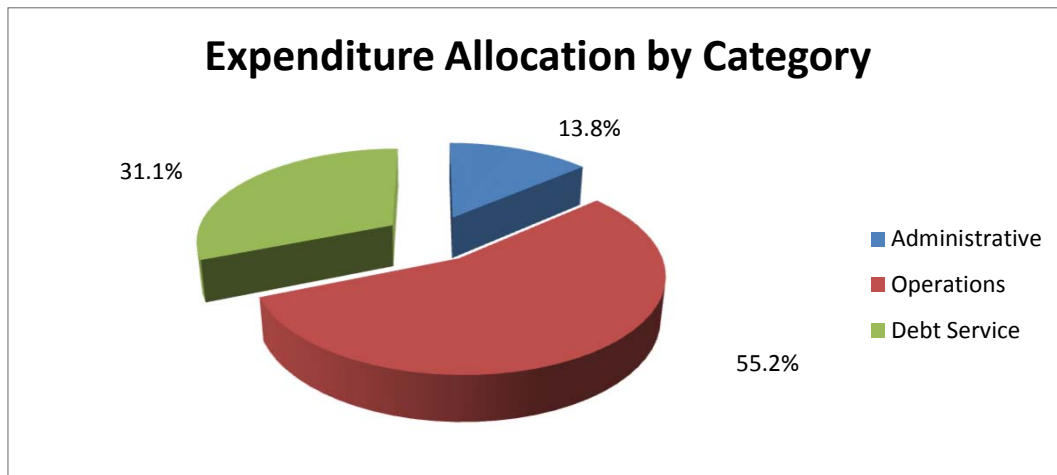
**CITY OF DEER PARK  
2017 - 2018 ANNUAL BUDGET  
WATER & SEWER FUND REVENUES & RESOURCES**

DESCRIPTION	ACTUAL 15-16	BUDGET 16-17	ESTIMATED 16-17	PROJECTED 17-18
<b><u>Service Fees</u></b>				
3210 Water Usage	\$ 5,193,039	\$ 5,409,000	\$ 5,487,442	\$ 5,489,585
3211 Sewer Usage	4,828,456	5,105,000	5,138,899	5,136,576
3212 Late Charges	182,014	171,000	204,000	178,000
3221 Reconnect Fees	<u>17,290</u>	<u>16,500</u>	<u>21,000</u>	<u>17,000</u>
<b>Total Service Fees</b>	<b><u>10,220,799</u></b>	<b><u>10,701,500</u></b>	<b><u>10,851,341</u></b>	<b><u>10,821,161</u></b>
<b><u>Permits &amp; Licenses</u></b>				
3415 Tapping Permits	17,005	15,000	12,000	15,000
3417 Plumbing Permits	<u>60,170</u>	<u>70,000</u>	<u>50,000</u>	<u>60,000</u>
<b>Total Permits &amp; Licenses</b>	<b><u>77,175</u></b>	<b><u>85,000</u></b>	<b><u>62,000</u></b>	<b><u>75,000</u></b>
<b><u>Other Revenue</u></b>				
3620 Investment Revenue	5,318	1,000	10,000	10,000
3631 Miscellaneous Revenue	2,640	2,000	2,200	2,000
3648 Capital Contribution	-	-	-	-
3660 Cash Over/Short	<u>4</u>	<u>-</u>	<u>-</u>	<u>-</u>
<b>Total Other Revenue</b>	<b><u>7,962</u></b>	<b><u>3,000</u></b>	<b><u>12,200</u></b>	<b><u>12,000</u></b>
<b>Total Current Revenue</b>	<b>10,305,936</b>	<b>10,789,500</b>	<b>10,925,541</b>	<b>10,908,161</b>
<b>Prior Year Revenue</b>	<b><u>-</u></b>	<b><u>1,399,799</u></b>	<b><u>338,258</u></b>	<b><u>50,000</u></b>
<b>Total Revenue</b>	<b><u>\$ 10,305,936</u></b>	<b><u>\$ 12,189,299</u></b>	<b><u>\$ 11,263,799</u></b>	<b><u>\$ 10,958,161</u></b>



**CITY OF DEER PARK  
2017-2018 ANNUAL BUDGET  
WATER/SEWER FUND EXPENDITURE SUMMARY**

DEPARTMENT	ACTUAL 15-16	BUDGET 16-17	ESTIMATED 16-17	ADOPTED 17-18
<b><u>ADMINISTRATIVE</u></b>				
500 Public Works Administration	\$ 283,586	\$ 596,683	\$ 578,567	\$ 714,365
503 Central Collections	617,189	646,535	639,533	678,876
550 Employee Benefits & Other	<u>145,386</u>	<u>188,510</u>	<u>165,655</u>	<u>189,851</u>
<b>Total Administrative</b>	<b><u>1,046,161</u></b>	<b><u>1,431,728</u></b>	<b><u>1,383,755</u></b>	<b><u>1,583,092</u></b>
<b><u>OPERATIONS</u></b>				
501 Water & Sewer Maintenance	1,662,462	1,878,756	1,814,774	1,663,158
504 Meter Readers	295,276	357,832	344,118	327,426
505 Waste Water Treatment Plant	1,197,889	1,537,182	1,206,885	1,433,972
506 Water Treatment Plant	<u>2,714,020</u>	<u>4,123,464</u>	<u>3,743,211</u>	<u>3,774,371</u>
<b>Total Operations</b>	<b><u>5,869,647</u></b>	<b><u>7,897,234</u></b>	<b><u>7,108,988</u></b>	<b><u>7,198,927</u></b>
<b><u>DEBT SERVICE</u></b>				
900 Fiscal Charges	5,049	12,000	5,350	6,500
900 Principal Payments	1,370,675	1,564,960	1,569,960	1,289,575
900 Interest Payments	<u>1,035,408</u>	<u>1,283,377</u>	<u>1,195,746</u>	<u>880,067</u>
<b>Total Debt Service</b>	<b><u>2,411,132</u></b>	<b><u>2,860,337</u></b>	<b><u>2,771,056</u></b>	<b><u>2,176,142</u></b>
<b>TOTAL EXPENDITURES</b>	<b><u>\$ 9,326,940</u></b>	<b><u>\$ 12,189,299</u></b>	<b><u>\$ 11,263,799</u></b>	<b><u>\$ 10,958,161</u></b>



**CITY OF DEER PARK  
2017-2018 ANNUAL BUDGET**

**EXPENDITURE SUMMARY**

**500 - PUBLIC WORKS ADMINISTRATION**

DESCRIPTION	ACTUAL 15-16	BUDGET 16-17	ESTIMATED 16-17	ADOPTED 17-18
Personnel & Related	\$ 182,337	\$ 213,693	\$ 206,532	\$ 239,775
Services	88,143	115,600	106,190	157,950
Supplies	11,850	16,690	15,425	16,290
Repairs & Maintenance	520	700	420	350
Other Operating Expenditures	<u>736</u>	<u>250,000</u>	<u>250,000</u>	<u>300,000</u>
<b>Total Expenditures</b>	<b><u>\$ 283,586</u></b>	<b><u>\$ 596,683</u></b>	<b><u>\$ 578,567</u></b>	<b><u>\$ 714,365</u></b>

**PERSONNEL SCHEDULE**

Asst. Director of Public Works	1	1	1	1
Engineering Aide I	1	1	1	1
Clerk	1	1	1	1

**PROGRAM DESCRIPTION**

Public Works Administration is responsible for the overall administration and supervision of all functions performed by the various divisions within the Public Works Department. Administrative responsibilities include radio dispatch, telephone requests, timekeeping, purchasing, reporting and analysis, filing, and all other managerial duties related to the ongoing operation of Public Works.

**CITY OF DEER PARK  
2017-2018 ANNUAL BUDGET**

**500 - PUBLIC WORKS ADMINISTRATION**

DESCRIPTION	ACTUAL 15-16	BUDGET 16-17	ESTIMATED 16-17	ADOPTED 17-18
<b><u>4100 PERSONNEL &amp; RELATED</u></b>				
4101 Salaries - Full Time	\$ 139,185	\$ 160,217	\$ 152,500	\$ 165,792
4104 Salaries - Overtime	-	-	-	-
4106 Social Security/Medicare	10,343	12,215	11,455	12,626
4107 TMRS	19,613	22,987	21,280	24,082
4108 Health & Life Insurance	11,721	16,704	19,710	35,736
4109 Workers Compensation	230	325	181	249
4114 Section 125 Admin Fee	-	-	-	45
4117 Health Savings Account	1,244	1,245	1,406	1,245
<b>Total Personnel &amp; Related</b>	<b><u>182,337</u></b>	<b><u>213,693</u></b>	<b><u>206,532</u></b>	<b><u>239,775</u></b>
<b><u>4200 SERVICES</u></b>				
4216 Mobile Telephone	970	960	990	990
4233 Insurance - Liability	33,073	35,000	37,713	38,000
4234 Insurance - Casualty	39,229	40,000	43,427	43,600
4239 Audit Fees	13,157	17,000	17,000	17,000
4240 Consultant Fees	-	20,000	5,000	55,000
4250 Training & Travel	789	1,565	1,500	2,285
4252 Dues & Fees	60	75	60	75
4255 Community/Employee Affairs	864	1,000	500	1,000
4279 Software - Other	-	-	-	-
<b>Total Services</b>	<b><u>88,143</u></b>	<b><u>115,600</u></b>	<b><u>106,190</u></b>	<b><u>157,950</u></b>
<b><u>4300 SUPPLIES</u></b>				
4301 Office Supplies	1,787	3,250	2,800	3,000
4303 Operational Supplies	534	1,000	1,000	1,000
4304 Data Processing Supplies	1,263	1,765	1,700	1,765
4305 Printing	1,397	2,000	2,000	2,000
4307 Postage	2,129	2,000	1,500	2,000
4308 Small Tools & Minor Equipment	-	2,200	2,200	2,200
4311 Uniforms	4,477	3,725	3,725	3,725
4328 Gasoline	190	400	200	250
4348 Books	72	350	300	350
<b>Total Supplies</b>	<b><u>11,850</u></b>	<b><u>16,690</u></b>	<b><u>15,425</u></b>	<b><u>16,290</u></b>

**CITY OF DEER PARK  
2017-2018 ANNUAL BUDGET**

**500 - PUBLIC WORKS ADMINISTRATION**

DESCRIPTION	ACTUAL 15-16	BUDGET 16-17	ESTIMATED 16-17	ADOPTED 17-18
<b><u>4400 REPAIRS &amp; MAINTENANCE</u></b>				
4401 Vehicles	193	400	250	250
4403 Computer Equipment	-	-	-	-
4404 Buildings	<u>327</u>	<u>300</u>	<u>170</u>	<u>100</u>
<b>Total Repairs &amp; Maintenance</b>	<b><u>520</u></b>	<b><u>700</u></b>	<b><u>420</u></b>	<b><u>350</u></b>
<b><u>4500 OTHER OPERATING EXP.</u></b>				
4510 Contingency	-	250,000	250,000	300,000
4511 Salary Contingency	<u>736</u>	<u>-</u>	<u>-</u>	<u>-</u>
<b>Total Other Operating Expenditures</b>	<b><u>736</u></b>	<b><u>250,000</u></b>	<b><u>250,000</u></b>	<b><u>300,000</u></b>
 <b>TOTAL EXPENDITURES</b>	 <b><u>\$ 283,586</u></b>	 <b><u>\$ 596,683</u></b>	 <b><u>\$ 578,567</u></b>	 <b><u>\$ 714,365</u></b>



**CITY OF DEER PARK  
2017-2018 ANNUAL BUDGET**

**EXPENDITURE SUMMARY**

**501 - WATER & SEWER MAINTENANCE**

DESCRIPTION	ACTUAL 15-16	BUDGET 16-17	ESTIMATED 16-17	ADOPTED 17-18
Personnel & Related	\$ 881,379	\$ 881,403	\$ 840,373	\$ 899,311
Services	153,808	180,660	170,651	165,160
Supplies	111,921	122,710	118,710	110,340
Repairs & Maintenance	128,782	470,873	466,000	212,373
Capital Outlay	386,573	223,110	219,040	275,974
<b>Total Expenditures</b>	<b>\$ 1,662,462</b>	<b>\$ 1,878,756</b>	<b>\$ 1,814,774</b>	<b>\$ 1,663,158</b>

**PERSONNEL SCHEDULE**

Utility Supervisor	1	1	1	1
Maintenance Tech III	1	1	1	1
Maintenance Tech II	0	0	0	1
Maintenance Tech I	2	2	2	1
Crew Leader	1	1	1	1
Equipment Operator III	1	1	1	1
Equipment Operator II	1	1	1	1
Equipment Operator I	2	2	2	2
Laborer	3	3	3	3
Summer Laborer	2	2	2	2

**PROGRAM DESCRIPTION**

The Water & Sewer Maintenance division is responsible for maintenance of the potable water distribution system, which includes water taps, setting meters, line installation, fire hydrant maintenance, emergency repairs, and general upkeep of the ground water wells and associated equipment. This also includes the maintenance of the City's sanitary sewer collection system, which includes sewer taps and connections, point repairs, cleaning lines and manholes, and maintenance of the lift stations. The maintenance crews respond to citizen calls, as needed.

**CITY OF DEER PARK  
2017-2018 ANNUAL BUDGET**

**501 - WATER & SEWER MAINTENANCE**

DESCRIPTION	ACTUAL 15-16	BUDGET 16-17	ESTIMATED 16-17	ADOPTED 17-18
<b><u>4100 PERSONNEL &amp; RELATED</u></b>				
4101 Salaries - Full Time	\$ 579,629	\$ 563,272	\$ 552,199	\$ 581,570
4103 Salaries - Temporary	4,696	5,850	5,850	5,850
4104 Salaries - Overtime	46,709	46,400	38,100	46,400
4106 Social Security/Medicare	44,692	46,442	44,400	47,738
4107 TMRS	85,721	86,358	83,300	90,160
4108 Health & Life Insurance	112,033	122,388	109,140	117,660
4109 Workers Compensation	7,211	10,003	5,728	7,953
4114 Section 125 Admin Fee	44	45	78	90
4117 Health Savings Account	644	645	1,578	1,890
<b>Total Personnel &amp; Related</b>	<b><u>881,379</u></b>	<b><u>881,403</u></b>	<b><u>840,373</u></b>	<b><u>899,311</u></b>
<b><u>4200 SERVICES</u></b>				
4212 Utilities - Electric	148,203	155,000	148,500	155,000
4214 Utilities - Gas	256	400	350	400
4215 Utilities - Telephone	401	400	405	400
4216 Mobile Telephone	499	500	490	500
4219 Mobile Technology	456	460	456	460
4231 Equipment Rental	-	500	-	500
4240 Consultant Fee	-	-	-	-
4241 Consulting Engineer Fee	-	15,500	15,500	-
4250 Training & Travel	3,596	5,000	4,500	5,000
4252 Dues & Fees	398	900	450	900
4254 Inspections & Permits	-	-	-	-
4290 Contract Labor	-	2,000	-	2,000
<b>Total Services</b>	<b><u>153,808</u></b>	<b><u>180,660</u></b>	<b><u>170,651</u></b>	<b><u>165,160</u></b>
<b><u>4300 SUPPLIES</u></b>				
4301 Office Supplies	1,331	500	500	500
4302 Cleaning Supplies	-	-	-	-
4303 Operational Supplies	21,465	15,845	15,845	15,845
4308 Small Tools & Minor Equipment	18,764	26,290	36,290	13,920
4311 Uniforms	4,067	3,575	3,575	3,575
4314 Protective Clothing	-	-	-	-
4316 Chemicals	-	-	-	-
4328 Gasoline	16,598	25,000	12,000	25,000
4329 Diesel	5,300	11,500	10,500	11,500
4344 Water Meters & Boxes	44,396	40,000	40,000	40,000
<b>Total Supplies</b>	<b><u>111,921</u></b>	<b><u>122,710</u></b>	<b><u>118,710</u></b>	<b><u>110,340</u></b>

**CITY OF DEER PARK  
2017-2018 ANNUAL BUDGET**

**501 - WATER & SEWER MAINTENANCE**

DESCRIPTION	ACTUAL 15-16	BUDGET 16-17	ESTIMATED 16-17	ADOPTED 17-18
<b><u>4400 REPAIRS &amp; MAINTENANCE</u></b>				
4401 Vehicles	13,328	14,750	13,000	14,750
4402 Machinery & Equipment	12,106	18,298	18,000	18,298
4404 Buildings	286	-	-	-
4405 Radios	-	250	-	250
4410 Sanitary Sewer	76,616	403,500	400,000	145,000
4415 Water Mains & Hydrants	26,446	34,075	35,000	34,075
4416 Water Wells	-	-	-	-
<b>Total Repairs &amp; Maintenance</b>	<b><u>128,782</u></b>	<b><u>470,873</u></b>	<b><u>466,000</u></b>	<b><u>212,373</u></b>
<b><u>4900 CAPITAL OUTLAY</u></b>				
4903 Improvements Other Than Bldgs.	107,995	-	27,000	144,974
4904 Machinery & Equipment	6,281	179,110	149,000	86,000
4906 Automobiles & Light Trucks	42,062	44,000	43,040	45,000
4907 Large Trucks/Heavy Rolling Stock	-	-	-	-
4908 Lease Purchase	17,563	-	-	-
4913 Sanitary Sewer	203,115	-	-	-
4941 Consulting Engineer Fee	9,556	-	-	-
<b>Total Capital Outlay</b>	<b><u>386,573</u></b>	<b><u>223,110</u></b>	<b><u>219,040</u></b>	<b><u>275,974</u></b>
<b>TOTAL EXPENDITURES</b>	<b><u>\$ 1,662,462</u></b>	<b><u>\$ 1,878,756</u></b>	<b><u>\$ 1,814,774</u></b>	<b><u>\$ 1,663,158</u></b>

**CITY OF DEER PARK  
2017-2018 ANNUAL BUDGET**

**EXPENDITURE SUMMARY**

**503 - CENTRAL COLLECTIONS**

DESCRIPTION	ACTUAL 15-16	BUDGET 16-17	ESTIMATED 16-17	ADOPTED 17-18
Personnel & Related	\$ 330,462	\$ 328,726	\$ 324,173	\$ 342,667
Services	197,433	210,759	215,010	226,759
Supplies	86,936	99,550	92,550	101,950
Repairs & Maintenance	2,358	7,500	7,800	7,500
Capital Outlay	-	-	-	-
<b>Total Expenditures</b>	<b>\$ 617,189</b>	<b>\$ 646,535</b>	<b>\$ 639,533</b>	<b>\$ 678,876</b>

**PERSONNEL SCHEDULE**

Utility Billing/Tax Assessor Collector	1	1	1	1
Deputy Tax Collector	1	1	1	1
Secretary	1	1	1	1
(Utility) Clerk	1	2	2	2

**PROGRAM DESCRIPTION**

Central Collections is responsible for the billing and collection of revenues for ad valorem (property) taxes and utility billing including water, sewer, and commercial garbage services. The department also receives payment for other services including fees for building permits, plumbing and electrical permits, and other miscellaneous payments.

**CITY OF DEER PARK  
2017-2018 ANNUAL BUDGET**

**503 - CENTRAL COLLECTIONS**

DESCRIPTION	ACTUAL 15-16	BUDGET 16-17	ESTIMATED 16-17	ADOPTED 17-18
<b><u>4100 PERSONNEL &amp; RELATED</u></b>				
4101 Salaries - Full Time	\$ 237,140	\$ 226,627	\$ 226,522	\$ 236,121
4104 Salaries - Overtime	308	2,500	1,800	2,500
4106 Social Security/Medicare	16,474	17,363	16,825	18,096
4107 TMRS	32,046	32,663	31,845	34,513
4108 Health & Life Insurance	44,130	49,128	46,900	51,108
4109 Workers Compensation	230	310	181	239
4114 Section 125 Admin Fee	133	135	100	90
4117 Health Savings Account	-	-	-	-
<b>Total Personnel &amp; Related</b>	<b><u>330,462</u></b>	<b><u>328,726</u></b>	<b><u>324,173</u></b>	<b><u>342,667</u></b>
<b><u>4200 SERVICES</u></b>				
4201 Public Notices	-	400	-	400
4215 Utilities - Telephone	9,656	10,000	9,600	10,000
4216 Mobile Telephone	569	900	600	900
4231 Equipment Rentals	-	1,200	-	1,200
4250 Training & Travel	4,430	11,700	9,000	11,700
4251 Subscriptions	1,301	1,400	1,400	1,400
4252 Dues & Fees	80,866	79,000	96,000	95,000
4261 Software - Tax Services	14,520	17,400	16,000	17,400
4277 Software - Incode	65,829	72,359	70,000	72,359
4279 Software - Other	298	400	300	400
4290 Contract Labor	19,964	16,000	12,110	16,000
<b>Total Services</b>	<b><u>197,433</u></b>	<b><u>210,759</u></b>	<b><u>215,010</u></b>	<b><u>226,759</u></b>
<b><u>4300 SUPPLIES</u></b>				
4301 Office Supplies	1,616	3,500	3,000	3,500
4304 Data Processing Supplies	3,300	2,500	2,500	2,500
4305 Printing	7,993	11,000	10,000	11,000
4307 Postage	71,512	79,000	74,000	79,000
4308 Small Tools & Minor Equipment	2,097	3,500	3,000	5,900
4348 Books	419	50	50	50
<b>Total Supplies</b>	<b><u>86,936</u></b>	<b><u>99,550</u></b>	<b><u>92,550</u></b>	<b><u>101,950</u></b>

**CITY OF DEER PARK  
2017-2018 ANNUAL BUDGET**

**503 - CENTRAL COLLECTIONS**

DESCRIPTION	ACTUAL 15-16	BUDGET 16-17	ESTIMATED 16-17	ADOPTED 17-18
<b><u>4400 REPAIRS &amp; MAINTENANCE</u></b>				
4402 Machinery & Equipment	1,302	4,500	6,800	4,500
4403 Computer Equipment	<u>1,056</u>	<u>3,000</u>	<u>1,000</u>	<u>3,000</u>
<b>Total Repairs &amp; Maintenance</b>	<b><u>2,358</u></b>	<b><u>7,500</u></b>	<b><u>7,800</u></b>	<b><u>7,500</u></b>
<b><u>4900 CAPITAL OUTLAY</u></b>				
4902 Buildings	<u>-</u>	<u>-</u>	<u>-</u>	<u>-</u>
<b>Total Capital Outlay</b>	<b><u>-</u></b>	<b><u>-</u></b>	<b><u>-</u></b>	<b><u>-</u></b>
 <b>TOTAL EXPENDITURES</b>	 <b><u>\$ 617,189</u></b>	 <b><u>\$ 646,535</u></b>	 <b><u>\$ 639,533</u></b>	 <b><u>\$ 678,876</u></b>

**CITY OF DEER PARK  
2017-2018 ANNUAL BUDGET**

**EXPENDITURE SUMMARY**

**504 - METER READERS**

DESCRIPTION	ACTUAL 15-16	BUDGET 16-17	ESTIMATED 16-17	ADOPTED 17-18
Personnel & Related	\$ 272,433	\$ 290,050	\$ 282,704	\$ 297,200
Services	8,240	8,360	5,500	8,360
Supplies	8,940	23,416	22,100	12,666
Repairs & Maintenance	5,662	9,200	9,200	9,200
Capital Outlay	-	26,806	24,614	-
<b>Total Expenditures</b>	<b><u>\$ 295,276</u></b>	<b><u>\$ 357,832</u></b>	<b><u>\$ 344,118</u></b>	<b><u>\$ 327,426</u></b>

**PERSONNEL SCHEDULE**

Crew Leader	1	1	1	1
Meter Readers	4	4	4	4

**PROGRAM DESCRIPTION**

The Meter Readers are responsible for reading water meters and connecting or disconnecting water service for utility customers. The department also handles meter repairs and replacements.

**CITY OF DEER PARK  
2017-2018 ANNUAL BUDGET**

**504 - METER READERS**

DESCRIPTION	ACTUAL 15-16	BUDGET 16-17	ESTIMATED 16-17	ADOPTED 17-18
<b><u>4100 PERSONNEL &amp; RELATED</u></b>				
4101 Salaries - Full Time	\$ 194,915	\$ 201,440	\$ 192,104	\$ 203,651
4103 Salaries - Temporary	432	-	-	-
4104 Salaries - Overtime	813	2,000	2,200	2,000
4106 Social Security/Medicare	14,344	15,428	14,305	15,591
4107 TMRS	27,742	29,022	27,050	29,734
4108 Health & Life Insurance	31,189	38,148	43,700	41,736
4109 Workers Compensation	2,320	3,322	1,900	2,598
4114 Section 125 Admin Fee	33	45	45	45
4117 Health Savings Account	644	645	1,400	1,845
<b>Total Personnel &amp; Related</b>	<b><u>272,433</u></b>	<b><u>290,050</u></b>	<b><u>282,704</u></b>	<b><u>297,200</u></b>
<b><u>4200 SERVICES</u></b>				
4216 Mobile Telephone	1,472	2,220	1,500	2,220
4279 Software - Other	-	220	-	220
4290 Contract Labor	6,768	5,920	4,000	5,920
<b>Total Services</b>	<b><u>8,240</u></b>	<b><u>8,360</u></b>	<b><u>5,500</u></b>	<b><u>8,360</u></b>
<b><u>4300 SUPPLIES</u></b>				
4301 Office Supplies	-	50	-	50
4302 Cleaning Supplies	-	50	-	50
4303 Operational Supplies	1,194	1,200	1,500	1,200
4308 Small Tools & Minor Equipment	447	11,690	11,500	940
4311 Uniforms	1,087	1,200	1,100	1,200
4314 Protective Clothing	-	226	-	226
4328 Gasoline	6,212	8,000	8,000	8,000
4344 Water Meters & Boxes	-	1,000	-	1,000
<b>Total Supplies</b>	<b><u>8,940</u></b>	<b><u>23,416</u></b>	<b><u>22,100</u></b>	<b><u>12,666</u></b>



**CITY OF DEER PARK  
2017-2018 ANNUAL BUDGET**

**504 - METER READERS**

DESCRIPTION	ACTUAL 15-16	BUDGET 16-17	ESTIMATED 16-17	ADOPTED 17-18
<b><u>4400 REPAIRS &amp; MAINTENANCE</u></b>				
4401 Vehicles	2,056	5,000	5,000	5,000
4403 Computer Equipment	<u>3,606</u>	<u>4,200</u>	<u>4,200</u>	<u>4,200</u>
<b>Total Repairs &amp; Maintenance</b>	<b><u>5,662</u></b>	<b><u>9,200</u></b>	<b><u>9,200</u></b>	<b><u>9,200</u></b>
<b><u>4900 CAPITAL OUTLAY</u></b>				
4904 Machinery & Equipment	-	-	-	-
4906 Automobiles & Light Trucks	<u>-</u>	<u>26,806</u>	<u>24,614</u>	<u>-</u>
<b>Total Capital Outlay</b>	<b><u>-</u></b>	<b><u>26,806</u></b>	<b><u>24,614</u></b>	<b><u>-</u></b>
 <b>TOTAL EXPENDITURES</b>	 <b><u>\$ 295,276</u></b>	 <b><u>\$ 357,832</u></b>	 <b><u>\$ 344,118</u></b>	 <b><u>\$ 327,426</u></b>

**CITY OF DEER PARK  
2017-2018 ANNUAL BUDGET**

**EXPENDITURE SUMMARY**

**505 - WASTE WATER TREATMENT PLANT**

DESCRIPTION	ACTUAL 15-16	BUDGET 16-17	ESTIMATED 16-17	ADOPTED 17-18
Personnel & Related	\$ 580,770	\$ 559,787	\$ 553,625	\$ 573,891
Services	450,791	726,000	528,575	718,000
Supplies	48,422	57,500	56,850	55,930
Repairs & Maintenance	103,146	69,385	67,835	78,151
Capital Outlay	14,760	124,510	-	8,000
<b>Total Expenditures</b>	<b>\$ 1,197,889</b>	<b>\$ 1,537,182</b>	<b>\$ 1,206,885</b>	<b>\$ 1,433,972</b>

**PERSONNEL SCHEDULE**

Sewer Plant Supervisor	1	1	1	1
Lab Technician	1	1	1	1
Crew Leader	1	1	1	1
Sewer Plant Operator "C"	1	1	1	1
Maintenance Technician III	1	1	1	1
Laborer	1	1	1	1
Summer Laborer - Temporary	2	2	2	2

**PROGRAM DESCRIPTION**

The Waste Water Treatment Plant operation provides for the treatment of all waste water according to the rules and regulations of the U.S. Environmental Protection Agency (EPA) and the Texas Commission on Environmental Quality (TCEQ). These operations include maintenance of the plant and operation of the plant laboratory.

**CITY OF DEER PARK  
2017-2018 ANNUAL BUDGET**

**505 - WASTE WATER TREATMENT PLANT**

DESCRIPTION	ACTUAL 15-16	BUDGET 16-17	ESTIMATED 16-17	ADOPTED 17-18
<b><u>4100 PERSONNEL &amp; RELATED</u></b>				
4101 Salaries - Full Time	\$ 361,625	\$ 344,304	\$ 345,435	\$ 353,356
4103 Salaries - Temporary	2,525	5,850	5,850	5,850
4104 Salaries - Overtime	63,708	53,500	52,200	53,500
4106 Social Security/Medicare	30,230	30,363	29,900	31,048
4107 TMRS	58,148	56,072	56,600	58,328
4108 Health & Life Insurance	60,603	64,668	60,900	68,436
4109 Workers Compensation	3,219	4,295	2,455	3,238
4114 Section 125 Admin Fee	67	90	123	135
4117 Health Savings Account	644	645	162	-
<b>Total Personnel &amp; Related</b>	<b><u>580,770</u></b>	<b><u>559,787</u></b>	<b><u>553,625</u></b>	<b><u>573,891</u></b>
<b><u>4200 SERVICES</u></b>				
4212 Utilities - Electric	318,427	575,000	375,000	575,000
4214 Utilities - Gas	433	800	700	800
4216 Mobile Telephone	-	-	-	-
4231 Equipment Rental	712	1,000	-	1,000
4240 Consultant Fee	-	16,000	16,000	-
4250 Training & Travel	911	3,000	2,500	3,000
4252 Dues & Fees	492	1,000	980	1,000
4253 Disposal Fees	56,198	50,000	50,000	50,400
4254 Inspections & Permits	35,687	36,000	37,395	38,000
4271 Water Analysis	37,930	43,200	46,000	43,200
4290 Contract Labor	-	-	-	5,600
<b>Total Services</b>	<b><u>450,791</u></b>	<b><u>726,000</u></b>	<b><u>528,575</u></b>	<b><u>718,000</u></b>
<b><u>4300 SUPPLIES</u></b>				
4301 Office Supplies	346	600	600	600
4302 Cleaning Supplies	-	-	-	-
4303 Operational Supplies	10,465	10,400	10,400	10,400
4304 Data Processing Supplies	102	300	300	500
4308 Small Tools & Minor Equipment	7,456	8,200	15,800	9,830
4311 Uniforms	1,623	1,800	1,800	1,800
4314 Protective Clothing	-	-	-	-
4316 Chemicals	24,658	25,000	24,500	25,000
4328 Gasoline	409	1,200	450	800
4329 Diesel	3,364	10,000	3,000	7,000
<b>Total Supplies</b>	<b><u>48,422</u></b>	<b><u>57,500</u></b>	<b><u>56,850</u></b>	<b><u>55,930</u></b>

**CITY OF DEER PARK  
2017-2018 ANNUAL BUDGET**

**505 - WASTE WATER TREATMENT PLANT**

DESCRIPTION	ACTUAL 15-16	BUDGET 16-17	ESTIMATED 16-17	ADOPTED 17-18
<b><u>4400 REPAIRS &amp; MAINTENANCE</u></b>				
4401 Vehicles	3,686	4,500	2,500	4,500
4402 Machinery & Equipment	4,509	4,885	5,000	4,885
4404 Buildings	5,780	5,000	5,335	200
4418 Mechanical Equipment	<u>89,171</u>	<u>55,000</u>	<u>55,000</u>	<u>68,566</u>
<b>Total Repairs &amp; Maintenance</b>	<b><u>103,146</u></b>	<b><u>69,385</u></b>	<b><u>67,835</u></b>	<b><u>78,151</u></b>
<b><u>4900 CAPITAL OUTLAY</u></b>				
4903 Improvements other than Bldgs	-	9,510	-	-
4904 Machinery & Equipment	<u>14,760</u>	<u>115,000</u>	<u>-</u>	<u>8,000</u>
<b>Total Capital Outlay</b>	<b><u>14,760</u></b>	<b><u>124,510</u></b>	<b><u>-</u></b>	<b><u>8,000</u></b>
 <b>TOTAL EXPENDITURES</b>	 <b><u>\$ 1,197,889</u></b>	 <b><u>\$ 1,537,182</u></b>	 <b><u>\$ 1,206,885</u></b>	 <b><u>\$ 1,433,972</u></b>

**CITY OF DEER PARK  
2017-2018 ANNUAL BUDGET**

**EXPENDITURE SUMMARY**

**506 - WATER TREATMENT PLANT**

DESCRIPTION	ACTUAL 15-16	BUDGET 16-17	ESTIMATED 16-17	ADOPTED 17-18
Personnel & Related	\$ 780,789	\$ 827,726	\$ 642,275	\$ 829,156
Services	212,062	320,950	231,385	400,590
Supplies	1,378,538	1,532,180	1,425,090	1,572,090
Repairs & Maintenance	180,159	643,608	645,461	126,035
Capital Outlay	162,472	799,000	799,000	846,500
<b>Total Expenditures</b>	<b>\$ 2,714,020</b>	<b>\$ 4,123,464</b>	<b>\$ 3,743,211</b>	<b>\$ 3,774,371</b>

**PERSONNEL SCHEDULE**

Water Plant Supervisor	1	1	1	1
Lab Technician	1	1	1	1
Water Plant Operator "B"	2	2	2	2
Water Plant Operator "C"	4	4	4	4
Water Plant Operator "C"/Maint. Tech I	0	0	0	1
Maintenance Technician I	2	2	2	1
Summer Laborer	0	1	1	1

**PROGRAM DESCRIPTION**

The Water Treatment Plant operation provides for the purification and total processing of all raw water received at the plant. Raw water is processed using various chemicals and the purified water is then pumped into the distribution system. Water quality is controlled by the in-house laboratory to ensure compliance with all State and Federal guidelines. Existing water wells and storage tanks are operated and controlled from the plant through computerized telemetry to retrieve, monitor and analyze data.

**CITY OF DEER PARK  
2017-2018 ANNUAL BUDGET**

**506 - WATER TREATMENT PLANT**

DESCRIPTION	ACTUAL 15-16	BUDGET 16-17	ESTIMATED 16-17	ADOPTED 17-18
<b><u>4100 PERSONNEL &amp; RELATED</u></b>				
4101 Salaries - Full Time	\$ 535,064	\$ 544,567	\$ 482,809	\$ 541,100
4103 Salaries - Temporary	-	2,900	2,900	2,900
4104 Salaries - Overtime	38,550	42,000	31,775	42,000
4106 Social Security/Medicare	41,122	43,721	38,525	44,219
4107 TMRS	78,828	81,723	72,625	83,886
4108 Health & Life Insurance	80,600	103,308	8,100	107,460
4109 Workers Compensation	6,563	9,417	5,385	7,366
4114 Section 125 Admin Fee	63	90	156	225
4117 Health Savings Account	-	-	-	-
<b>Total Personnel &amp; Related</b>	<b><u>780,789</u></b>	<b><u>827,726</u></b>	<b><u>642,275</u></b>	<b><u>829,156</u></b>
<b><u>4200 SERVICES</u></b>				
4212 Utilities - Electric	157,843	257,000	160,000	257,000
4216 Mobile Telephones	1,514	1,600	1,625	1,840
4219 Mobile Technology	-	-	-	1,000
4240 Consultant Fees	4,200	8,950	12,432	8,950
4241 Consulting Engineer Fees	-	-	-	75,000
4250 Training & Travel	2,797	3,500	3,500	3,500
4252 Dues & Fees	31,223	33,000	33,680	33,000
4254 Inspection Fees	-	-	-	4,800
4271 Water Analysis	3,052	16,900	12,000	14,000
4290 Contract Labor	11,432	-	8,148	1,500
<b>Total Services</b>	<b><u>212,062</u></b>	<b><u>320,950</u></b>	<b><u>231,385</u></b>	<b><u>400,590</u></b>
<b><u>4300 SUPPLIES</u></b>				
4301 Office Supplies	1,188	1,000	1,000	1,000
4303 Operational Supplies	17,180	15,000	15,000	15,000
4304 Data Processing Supplies	-	-	-	1,000
4305 Printing	158	200	150	200
4307 Postage	101	500	880	500
4308 Small Tools & Minor Equipment	16,392	21,630	27,860	60,540
4311 Uniforms	2,503	2,800	2,500	2,800
4314 Protective Clothing	-	-	-	-
4316 Chemicals	363,894	420,000	400,000	420,000
4328 Gasoline	1,418	2,350	1,700	2,350
4329 Diesel	1,046	3,500	1,000	3,500
4348 Books	-	200	-	200
4350 Raw Water	974,656	1,065,000	975,000	1,065,000
<b>Total Supplies</b>	<b><u>1,378,538</u></b>	<b><u>1,532,180</u></b>	<b><u>1,425,090</u></b>	<b><u>1,572,090</u></b>

**CITY OF DEER PARK  
2017-2018 ANNUAL BUDGET**

**506 - WATER TREATMENT PLANT**

DESCRIPTION	ACTUAL 15-16	BUDGET 16-17	ESTIMATED 16-17	ADOPTED 17-18
<b><u>4400 REPAIRS &amp; MAINTENANCE</u></b>				
4401 Vehicles	680	1,000	350	1,000
4402 Machinery & Equipment	10,325	10,000	10,000	16,550
4403 Computer Equipment	-	-	-	5,585
4404 Building	-	22,608	23,111	10,000
4411 Sludge Removal from Lagoon	101,060	520,000	520,000	-
4415 Water Mains & Fire Hydrants	-	-	-	-
4416 Water Wells	10,697	20,000	22,000	22,900
4418 Mechanical Equipment	<u>57,397</u>	<u>70,000</u>	<u>70,000</u>	<u>70,000</u>
<b>Total Repairs &amp; Maintenance</b>	<b><u>180,159</u></b>	<b><u>643,608</u></b>	<b><u>645,461</u></b>	<b><u>126,035</u></b>
<b><u>4900 CAPITAL OUTLAY</u></b>				
4902 Buildings	-	-	27,000	-
4903 Improvements other than Bldgs	92,038	121,000	184,500	30,000
4904 Machinery & Equipment	58,210	678,000	587,500	790,500
4906 Automobiles & Light Trucks	-	-	-	26,000
4941 Consulting Engineer Fee	<u>12,224</u>	<u>-</u>	<u>-</u>	<u>-</u>
<b>Total Capital Outlay</b>	<b><u>162,472</u></b>	<b><u>799,000</u></b>	<b><u>799,000</u></b>	<b><u>846,500</u></b>
<b>TOTAL EXPENDITURES</b>	<b><u>\$ 2,714,020</u></b>	<b><u>\$ 4,123,464</u></b>	<b><u>\$ 3,743,211</u></b>	<b><u>\$ 3,774,371</u></b>

**CITY OF DEER PARK  
2017-2018 ANNUAL BUDGET**

**EXPENDITURE SUMMARY**

**550/750 - EMPLOYEE BENEFITS & OTHER**

DESCRIPTION	ACTUAL 15-16	BUDGET 16-17	ESTIMATED 16-17	ADOPTED 17-18
Personnel & Related	\$ 50,849	\$ 90,280	\$ 67,320	\$ 90,280
Services	57	30	135	150
Other Operating Expenditures	<u>94,480</u>	<u>98,200</u>	<u>98,200</u>	<u>99,421</u>
<b>Total Expenditures</b>	<b><u>\$ 145,386</u></b>	<b><u>\$ 188,510</u></b>	<b><u>\$ 165,655</u></b>	<b><u>\$ 189,851</u></b>

**PROGRAM DESCRIPTION**

Employee Benefits is set up as a control center for personnel costs including the City's portion of FICA, TMRS, hospitalization insurance, workers' compensation insurance, and state unemployment insurance. Employee benefits are now budgeted on a department level with only the associated City portion included here starting in fiscal year 2013-2014.



**CITY OF DEER PARK  
2017-2018 ANNUAL BUDGET**

**550/750 - EMPLOYEE BENEFITS & OTHER**

DESCRIPTION	ACTUAL 15-16	BUDGET 16-17	ESTIMATED 16-17	ADOPTED 17-18
<b><u>4100 PERSONNEL &amp; RELATED</u></b>				
4106 Social Security/Medicare	\$ -	\$ 1,500	\$ -	\$ 1,500
4107 TMRS	-	5,000	-	5,000
4108 Health & Life Insurance	33,794	55,000	53,000	55,000
4109 Workers Compensation	17,055	25,000	14,320	25,000
4110 State Unemployment	-	1,000	-	1,000
4114 Section 125 Admin Fee	-	280	-	280
4117 Health Savings Account	-	2,500	-	2,500
<b>Total Personnel &amp; Related</b>	<b><u>50,849</u></b>	<b><u>90,280</u></b>	<b><u>67,320</u></b>	<b><u>90,280</u></b>
<b><u>4200 SERVICES</u></b>				
4252 Dues & Fees	<u>57</u>	<u>30</u>	<u>135</u>	<u>150</u>
<b>Total Services</b>	<b><u>57</u></b>	<b><u>30</u></b>	<b><u>135</u></b>	<b><u>150</u></b>
<b><u>4500 OTHER OPERATING EXP.</u></b>				
4530 Operating Transfers	<u>94,480</u>	<u>98,200</u>	<u>98,200</u>	<u>99,421</u>
<b>Total Other Operating Expenditures</b>	<b><u>94,480</u></b>	<b><u>98,200</u></b>	<b><u>98,200</u></b>	<b><u>99,421</u></b>
 <b>TOTAL EXPENDITURES</b>	 <b><u>\$ 145,386</u></b>	 <b><u>\$ 188,510</u></b>	 <b><u>\$ 165,655</u></b>	 <b><u>\$ 189,851</u></b>

**CITY OF DEER PARK  
2017-2018 ANNUAL BUDGET**

**900 - WATER/SEWER DEBT SERVICE**

DESCRIPTION	ACTUAL 15-16	BUDGET 16-17	ESTIMATED 16-17	ADOPTED 17-18
<b><u>4500 OTHER OPERATING EXP.</u></b>				
<u>4525 Fiscal Charges</u>				
Paying Agent Fees	\$ 5,049	\$ 12,000	\$ 5,350	\$ 6,500
<b>Total Fiscal Charges</b>	<b><u>5,049</u></b>	<b><u>12,000</u></b>	<b><u>5,350</u></b>	<b><u>6,500</u></b>
 <u>4531 Principal Payments</u>				
2002 Rev Bonds \$5,000,000 (TWDB)	250,000	250,000	250,000	250,000
2010 GO Ref Bonds \$6,295,000 (% Alloc)	280,675	274,960	274,960	139,575
2011 GO Ref Bonds \$3,490,000	320,000	310,000	310,000	183,000
2014 GO Ref Bonds \$1,955,000 (% Alloc)	-	-	-	-
2011 CO \$3,390,000	100,000	100,000	100,000	93,000
2012 CO \$4,725,000	120,000	155,000	155,000	90,000
2013 CO \$6,925,000	50,000	55,000	55,000	84,000
2014 CO \$6,275,000	100,000	105,000	105,000	141,000
2015-A CO \$7,110,000	150,000	150,000	150,000	132,000
2016-A CO \$6,885,000	-	165,000	170,000	105,000
2017-A CO \$6,690,000 - <i>Proposed</i>	-	-	-	72,000
<b>Total Principal Payments</b>	<b><u>1,370,675</u></b>	<b><u>1,564,960</u></b>	<b><u>1,569,960</u></b>	<b><u>1,289,575</u></b>
 <u>4531 Interest Payments</u>				
2002 Rev Bonds \$5,000,000 (TWDB)	20,031	12,625	12,625	4,250
2010 GO Ref Bonds \$6,295,000 (% Alloc)	87,369	40,439	40,439	19,640
2011 GO Ref Bonds \$3,490,000	59,150	52,850	52,850	27,562
2014 GO Ref Bonds \$1,955,000 (% Alloc)	35,464	35,447	35,447	35,447
2011 CO \$3,390,000	107,600	105,600	105,600	61,597
2012 CO \$4,725,000	119,252	116,503	116,503	68,071
2013 CO \$6,925,000	222,400	221,350	221,350	131,430
2014 CO \$6,275,000	219,325	217,275	217,275	127,620
2015-A CO \$7,110,000	164,817	206,325	206,325	121,575
2016-A CO \$6,885,000	-	274,963	187,332	126,945
2017-A CO \$6,690,000 - <i>Proposed</i>	-	-	-	155,930
<b>Total Interest Payments</b>	<b><u>1,035,408</u></b>	<b><u>1,283,377</u></b>	<b><u>1,195,746</u></b>	<b><u>880,067</u></b>
 <b>TOTAL EXPENDITURES</b>	 <b><u>\$ 2,411,132</u></b>	 <b><u>\$ 2,860,337</u></b>	 <b><u>\$ 2,771,056</u></b>	 <b><u>\$ 2,176,142</u></b>

**CITY OF DEER PARK  
2017-2018 ANNUAL BUDGET  
FUTURE DEBT SERVICE REQUIREMENTS - WATER/SEWER DEBT**

<u>FISCAL YEAR</u>	<u>PRINCIPAL</u>	<u>INTEREST</u>	<u>TOTAL</u>
2018	\$ 1,289,575.00	\$ 880,067.33	\$ 2,169,642.33
2019	1,226,570.00	866,719.55	2,093,289.55
2020	1,264,289.00	829,717.66	2,094,006.66
2021	1,345,874.00	789,501.11	2,135,375.11
2022	1,296,910.00	749,142.45	2,046,052.45
2023	1,335,910.00	709,935.15	2,045,845.15
2024	1,767,750.00	663,515.25	2,431,265.25
2025	1,425,000.00	613,424.25	2,038,424.25
2026	1,485,000.00	566,245.50	2,051,245.50
2027	1,536,000.00	515,723.25	2,051,723.25
2028	1,590,000.00	460,732.50	2,050,732.50
2029	1,650,000.00	402,060.00	2,052,060.00
2030	1,710,000.00	340,082.25	2,050,082.25
2031	1,779,000.00	276,092.25	2,055,092.25
2032	1,842,000.00	209,572.50	2,051,572.50
2033	1,539,000.00	147,416.25	1,686,416.25
2034	1,179,000.00	97,455.00	1,276,455.00
2035	957,000.00	57,855.00	1,014,855.00
2036	648,000.00	28,035.00	676,035.00
2037	<u>351,000.00</u>	<u>7,897.50</u>	<u>358,897.50</u>
TOTAL	<u>\$ 27,217,878.00</u>	<u>\$ 9,211,189.75</u>	<u>\$ 36,429,067.75</u>

**CITY OF DEER PARK  
2017-2018 ANNUAL BUDGET  
ANNUAL DEBT SERVICE PAYMENTS**

**WATERWORKS AND SEWER SYSTEM REVENUE BONDS, SERIES 2002  
\$5,000,000 dated September 1, 2002  
Interest Rates: 0.70% - 3.80%**

<u>DUE IN FISCAL YEAR</u>	<u>INTEREST RATE</u>	<u>DUE MAR. 1</u>		<u>DUE SEP. 1</u>	<u>ANNUAL TOTAL</u>
		<u>PRINCIPAL</u>	<u>INTEREST</u>	<u>INTEREST</u>	
2018	3.400%	\$ 250,000.00	\$ 4,250.00	\$ -	\$ 254,250.00
TOTAL		<u>\$ 250,000.00</u>	<u>\$ 4,250.00</u>	<u>\$ -</u>	<u>\$ 254,250.00</u>

\* Previously, \$1,250,000 of bonds due in 2019 - 2023 were defeased by the Series 2014, GO and Refunding Bonds and were called on November 24, 2014.

**CITY OF DEER PARK  
2017-2018 ANNUAL BUDGET  
ANNUAL DEBT SERVICE PAYMENTS**

**GENERAL OBLIGATION REFUNDING BONDS, SERIES 2010  
\$6,295,000 dated May 1, 2010  
Interest Rates: 2.00% - 4.50%**

<u>DUE IN FISCAL YEAR</u>	<u>INTEREST RATE</u>	<u>DUE MAR. 15</u>		<u>DUE SEP. 15</u>	<u>ANNUAL TOTAL</u>
		<u>PRINCIPAL</u>	<u>INTEREST</u>	<u>INTEREST</u>	
2018	4.500%	\$ 139,575.00	\$ 11,390.05	\$ 8,249.62	\$ 159,214.67
2019	4.500%	139,575.00	8,249.62	5,109.20	152,933.82
2020	4.500%	138,294.00	5,109.20	1,997.58	145,400.78
2021	4.000%	99,879.00	1,997.58	-	101,876.58
TOTAL		<u>\$ 517,323.00</u>	<u>\$ 26,746.45</u>	<u>\$ 15,356.40</u>	<u>\$ 559,425.85</u>

\* The 74.39% Debt Service Fund portion and the 25.61% Water and Sewer Fund portion of the refunding bonds are reflected in the respective Funds.

**CITY OF DEER PARK  
2017-2018 ANNUAL BUDGET  
ANNUAL DEBT SERVICE PAYMENTS**

**GENERAL OBLIGATION REFUNDING BONDS, SERIES 2011  
\$3,490,000 dated December 1, 2011  
Interest Rates: 2.00% - 3.00%**

<u>DUE IN FISCAL YEAR</u>	<u>INTEREST RATE</u>	<u>DUE MAR. 15</u>		<u>DUE SEP. 15</u>	<u>ANNUAL TOTAL</u>
		<u>PRINCIPAL</u>	<u>INTEREST</u>	<u>INTEREST</u>	
2018	2.500%	\$ 183,000.00	\$ 14,925.00	\$ 12,637.50	\$ 210,562.50
2019	2.500%	183,000.00	12,637.50	10,350.00	205,987.50
2020	3.000%	180,000.00	10,350.00	7,650.00	198,000.00
2021	3.000%	174,000.00	7,650.00	5,040.00	186,690.00
2022	3.000%	171,000.00	5,040.00	2,475.00	178,515.00
2023	3.000%	<u>165,000.00</u>	<u>2,475.00</u>	<u>-</u>	<u>167,475.00</u>
TOTAL		<u>\$ 1,056,000.00</u>	<u>\$ 53,077.50</u>	<u>\$ 38,152.50</u>	<u>\$ 1,147,230.00</u>

\* The 40.00% Debt Service Fund portion and the 60.00% Water and Sewer Fund portion of the obligations are reflected in the respective Funds.

**CITY OF DEER PARK  
2017-2018 ANNUAL BUDGET  
ANNUAL DEBT SERVICE PAYMENTS**

**CERTIFICATES OF OBLIGATION, SERIES 2011  
\$3,390,000 dated December 1, 2011  
Interest Rates: 2.00% - 4.00%**

<u>DUE IN FISCAL YEAR</u>	<u>INTEREST RATE</u>	<u>DUE MAR. 15</u>		<u>DUE SEP. 15</u>	<u>ANNUAL TOTAL</u>
		<u>PRINCIPAL</u>	<u>INTEREST</u>	<u>INTEREST</u>	
2018	2.500%	\$ 93,000.00	\$ 31,380.00	\$ 30,217.50	\$ 154,597.50
2019	2.500%	93,000.00	30,217.50	29,055.00	152,272.50
2020	3.000%	96,000.00	29,055.00	27,615.00	152,670.00
2021	3.000%	102,000.00	27,615.00	26,085.00	155,700.00
2022	3.000%	102,000.00	26,085.00	24,555.00	152,640.00
2023	3.000%	105,000.00	24,555.00	22,980.00	152,535.00
2024	4.000%	111,000.00	22,980.00	20,760.00	154,740.00
2025	4.000%	114,000.00	20,760.00	18,480.00	153,240.00
2026	4.000%	117,000.00	18,480.00	16,140.00	151,620.00
2027	4.000%	126,000.00	16,140.00	13,620.00	155,760.00
2028	4.000%	126,000.00	13,620.00	11,100.00	150,720.00
2029	4.000%	132,000.00	11,100.00	8,460.00	151,560.00
2030	4.000%	135,000.00	8,460.00	5,760.00	149,220.00
2031	4.000%	141,000.00	5,760.00	2,940.00	149,700.00
2032	4.000%	147,000.00	2,940.00	-	149,940.00
TOTAL		<u>\$ 1,740,000.00</u>	<u>\$ 289,147.50</u>	<u>\$ 257,767.50</u>	<u>\$ 2,286,915.00</u>

\* The 40.00% Debt Service Fund portion and the 60.00% Water and Sewer Fund portion of the obligations are reflected in the respective Funds.

**CITY OF DEER PARK  
2017-2018 ANNUAL BUDGET  
ANNUAL DEBT SERVICE PAYMENTS**

**CERTIFICATES OF OBLIGATION, SERIES 2012  
\$4,725,000 dated November 1, 2012  
Interest Rates: 2.00% - 3.00%**

<u>DUE IN FISCAL YEAR</u>	<u>INTEREST RATE</u>	<u>DUE MAR. 15</u>		<u>DUE SEP. 15</u>	<u>ANNUAL TOTAL</u>
		<u>PRINCIPAL</u>	<u>INTEREST</u>	<u>INTEREST</u>	
2018	2.000%	\$ 90,000.00	\$ 34,485.75	\$ 33,585.75	\$ 158,071.50
2019	2.000%	102,000.00	33,585.75	32,565.75	168,151.50
2020	2.000%	117,000.00	32,565.75	31,395.75	180,961.50
2021	3.000%	168,000.00	31,395.75	28,875.75	228,271.50
2022	3.000%	150,000.00	28,875.75	26,625.75	205,501.50
2023	3.000%	168,000.00	26,625.75	24,105.75	218,731.50
2024	3.000%	192,000.00	24,105.75	21,225.75	237,331.50
2025	2.000%	195,000.00	21,225.75	19,275.75	235,501.50
2026	2.100%	201,000.00	19,275.75	17,165.25	237,441.00
2027	2.200%	204,000.00	17,165.25	14,921.25	236,086.50
2028	2.250%	207,000.00	14,921.25	12,592.50	234,513.75
2029	3.000%	213,000.00	12,592.50	9,397.50	234,990.00
2030	3.000%	219,000.00	9,397.50	6,112.50	234,510.00
2031	2.500%	219,000.00	6,112.50	3,375.00	228,487.50
2032	3.000%	<u>225,000.00</u>	<u>3,375.00</u>	<u>-</u>	<u>228,375.00</u>
TOTAL		<u>\$ 2,670,000.00</u>	<u>\$ 315,705.75</u>	<u>\$ 281,220.00</u>	<u>\$ 3,266,925.75</u>

\* The 40.00% Debt Service Fund portion and the 60.00% Water and Sewer Fund portion of the obligations are reflected in the respective Funds.



**CITY OF DEER PARK  
2017-2018 ANNUAL BUDGET  
ANNUAL DEBT SERVICE PAYMENTS**

**CERTIFICATES OF OBLIGATION, SERIES 2013  
\$6,925,000 dated November 1, 2013  
Interest Rates: 2.00% - 3.35%**

<u>DUE IN FISCAL YEAR</u>	<u>INTEREST RATE</u>	<u>DUE MAR. 15</u>		<u>DUE SEP. 15</u>	<u>ANNUAL TOTAL</u>
		<u>PRINCIPAL</u>	<u>INTEREST</u>	<u>INTEREST</u>	
2018	2.500%	\$ 84,000.00	\$ 66,240.00	\$ 65,190.00	\$ 215,430.00
2019	3.000%	90,000.00	65,190.00	63,840.00	219,030.00
2020	3.000%	96,000.00	63,840.00	62,400.00	222,240.00
2021	3.000%	147,000.00	62,400.00	60,195.00	269,595.00
2022	3.000%	192,000.00	60,195.00	57,315.00	309,510.00
2023	3.000%	198,000.00	57,315.00	54,345.00	309,660.00
2024	3.250%	252,000.00	54,345.00	50,250.00	356,595.00
2025	3.350%	267,000.00	50,250.00	45,777.75	363,027.75
2026	3.350%	282,000.00	45,777.75	41,054.25	368,832.00
2027	3.350%	291,000.00	41,054.25	36,180.00	368,234.25
2028	3.350%	315,000.00	36,180.00	30,903.75	382,083.75
2029	3.350%	330,000.00	30,903.75	25,376.25	386,280.00
2030	3.350%	348,000.00	25,376.25	19,547.25	392,923.50
2031	3.350%	372,000.00	19,547.25	13,316.25	404,863.50
2032	3.350%	390,000.00	13,316.25	6,783.75	410,100.00
2033	3.350%	405,000.00	6,783.75	-	411,783.75
TOTAL		<u>\$ 4,059,000.00</u>	<u>\$ 698,714.25</u>	<u>\$ 632,474.25</u>	<u>\$ 5,390,188.50</u>

\* The 40.00% Debt Service Fund portion and the 60.00% Water and Sewer Fund portion of the obligations are reflected in the respective Funds.

**CITY OF DEER PARK  
2017-2018 ANNUAL BUDGET  
ANNUAL DEBT SERVICE PAYMENTS**

**CERTIFICATES OF OBLIGATION, SERIES 2014  
\$6,275,000 dated November 1, 2014  
Interest Rates: 2.00% - 4.00%**

<u>DUE IN FISCAL YEAR</u>	<u>INTEREST RATE</u>	<u>DUE MAR. 15</u>		<u>DUE SEP. 15</u>	<u>ANNUAL TOTAL</u>
		<u>PRINCIPAL</u>	<u>INTEREST</u>	<u>INTEREST</u>	
2018	3.000%	\$ 141,000.00	\$ 64,867.50	\$ 62,752.50	\$ 268,620.00
2019	3.000%	144,000.00	62,752.50	60,592.50	267,345.00
2020	3.000%	150,000.00	60,592.50	58,342.50	268,935.00
2021	3.000%	156,000.00	58,342.50	56,002.50	270,345.00
2022	3.000%	201,000.00	56,002.50	52,987.50	309,990.00
2023	3.000%	207,000.00	52,987.50	49,882.50	309,870.00
2024	3.000%	186,000.00	49,882.50	47,092.50	282,975.00
2025	3.500%	192,000.00	47,092.50	43,732.50	282,825.00
2026	3.500%	201,000.00	43,732.50	40,215.00	284,947.50
2027	3.500%	210,000.00	40,215.00	36,540.00	286,755.00
2028	4.000%	258,000.00	36,540.00	31,380.00	325,920.00
2029	4.000%	267,000.00	31,380.00	26,040.00	324,420.00
2030	4.000%	276,000.00	26,040.00	20,520.00	322,560.00
2031	4.000%	240,000.00	20,520.00	15,720.00	276,240.00
2032	4.000%	252,000.00	15,720.00	10,680.00	278,400.00
2033	4.000%	261,000.00	10,680.00	5,460.00	277,140.00
2034	4.000%	273,000.00	5,460.00	-	278,460.00
TOTAL		<u>\$ 3,615,000.00</u>	<u>\$ 682,807.50</u>	<u>\$ 617,940.00</u>	<u>\$ 4,915,747.50</u>

\* The 40.00% Debt Service Fund portion and the 60.00% Water and Sewer Fund portion of the obligations are reflected in the respective Funds.

**CITY OF DEER PARK  
2017-2018 ANNUAL BUDGET  
ANNUAL DEBT SERVICE PAYMENTS**

**GENERAL OBLIGATION REFUNDING BONDS, SERIES 2014  
\$1,915,000\* dated November 1, 2014  
Interest Rates: 2.00% - 3.00%**

<u>DUE IN FISCAL YEAR</u>	<u>INTEREST RATE</u>	<u>DUE MAR. 15</u>		<u>DUE SEP. 15</u>	<u>ANNUAL TOTAL</u>
		<u>PRINCIPAL</u>	<u>INTEREST</u>	<u>INTEREST</u>	
2018	3.000%	\$ -	\$ 17,723.33	\$ 17,723.33	\$ 35,446.66
2019	3.000%	144,995.00	17,723.33	15,548.40	178,266.73
2020	3.000%	144,995.00	15,548.40	13,373.48	173,916.88
2021	3.000%	144,995.00	13,373.48	11,198.55	169,567.03
2022	3.000%	141,910.00	11,198.55	9,069.90	162,178.45
2023	3.000%	141,910.00	9,069.90	6,941.25	157,921.15
2024	3.000%	<u>462,750.00</u>	<u>6,941.25</u>	<u>-</u>	<u>469,691.25</u>
TOTAL		<u>\$ 1,181,555.00</u>	<u>\$ 91,578.24</u>	<u>\$ 73,854.91</u>	<u>\$ 1,346,988.15</u>

\* The 40.00% Debt Service Fund portion and the 60.00% Water and Sewer Fund portion of the obligations are reflected in the respective Funds.

**CITY OF DEER PARK  
2017-2018 ANNUAL BUDGET  
ANNUAL DEBT SERVICE PAYMENTS**

**CERTIFICATES OF OBLIGATION, SERIES 2015-A  
\$7,110,000 dated December 1, 2015  
Interest Rate: 2.00% - 3.50%**

<u>DUE IN FISCAL YEAR</u>	<u>INTEREST RATE</u>	<u>DUE MAR. 15</u>		<u>DUE SEP. 15</u>	<u>ANNUAL TOTAL</u>
		<u>PRINCIPAL</u>	<u>INTEREST</u>	<u>INTEREST</u>	
2018	2.000%	\$ 132,000.00	\$ 61,447.50	\$ 60,127.50	\$ 253,575.00
2019	2.000%	147,000.00	60,127.50	58,657.50	265,785.00
2020	3.000%	150,000.00	58,657.50	56,407.50	265,065.00
2021	3.000%	156,000.00	56,407.50	54,067.50	266,475.00
2022	3.000%	123,000.00	54,067.50	52,222.50	229,290.00
2023	2.000%	129,000.00	52,222.50	50,932.50	232,155.00
2024	2.000%	261,000.00	50,932.50	48,322.50	360,255.00
2025	3.000%	264,000.00	48,322.50	44,362.50	356,685.00
2026	3.000%	264,000.00	44,362.50	40,402.50	348,765.00
2027	3.000%	267,000.00	40,402.50	36,397.50	343,800.00
2028	3.000%	228,000.00	36,397.50	32,977.50	297,375.00
2029	3.000%	231,000.00	32,977.50	29,512.50	293,490.00
2030	3.250%	237,000.00	29,512.50	25,661.25	292,173.75
2031	3.250%	285,000.00	25,661.25	21,030.00	331,691.25
2032	3.375%	288,000.00	21,030.00	16,170.00	325,200.00
2033	3.500%	291,000.00	16,170.00	11,077.50	318,247.50
2034	3.500%	306,000.00	11,077.50	5,722.50	322,800.00
2035	3.500%	<u>327,000.00</u>	<u>5,722.50</u>	<u>-</u>	<u>332,722.50</u>
TOTAL		<u>\$ 4,086,000.00</u>	<u>\$ 705,498.75</u>	<u>\$ 644,051.25</u>	<u>\$ 5,435,550.00</u>

\* The 40.00% Debt Service Fund portion and the 60.00% Water and Sewer Fund portion of the obligations are reflected in the respective Funds.

**CITY OF DEER PARK  
2017-2018 ANNUAL BUDGET  
ANNUAL DEBT SERVICE PAYMENTS**

**CERTIFICATES OF OBLIGATION, SERIES 2016-A  
\$6,885,000 dated November 1, 2016  
Interest Rates: 2.00% - 4.00%**

<u>DUE IN FISCAL YEAR</u>	<u>INTEREST RATE</u>	<u>DUE MAR. 15</u>		<u>DUE SEP. 15</u>	<u>ANNUAL TOTAL</u>
		<u>PRINCIPAL</u>	<u>INTEREST</u>	<u>INTEREST</u>	
2018	2.000%	\$ 105,000.00	\$ 63,997.50	\$ 62,947.50	\$ 231,945.00
2019	2.000%	108,000.00	62,947.50	61,867.50	232,815.00
2020	2.000%	111,000.00	61,867.50	60,757.50	233,625.00
2021	2.000%	114,000.00	60,757.50	59,617.50	234,375.00
2022	2.000%	117,000.00	59,617.50	58,447.50	235,065.00
2023	2.000%	117,000.00	58,447.50	57,277.50	232,725.00
2024	3.000%	204,000.00	57,277.50	54,217.50	315,495.00
2025	3.000%	213,000.00	54,217.50	51,022.50	318,240.00
2026	2.500%	219,000.00	51,022.50	48,285.00	318,307.50
2027	4.000%	225,000.00	48,285.00	43,785.00	317,070.00
2028	4.000%	234,000.00	43,785.00	39,105.00	316,890.00
2029	4.000%	243,000.00	39,105.00	34,245.00	316,350.00
2030	4.000%	255,000.00	34,245.00	29,145.00	318,390.00
2031	4.000%	264,000.00	29,145.00	23,865.00	317,010.00
2032	4.000%	273,000.00	23,865.00	18,405.00	315,270.00
2033	3.000%	300,000.00	18,405.00	13,905.00	332,310.00
2034	3.000%	306,000.00	13,905.00	9,315.00	329,220.00
2035	3.000%	309,000.00	9,315.00	4,680.00	322,995.00
2036	3.000%	312,000.00	4,680.00	-	316,680.00
TOTAL		<u>\$ 4,029,000.00</u>	<u>\$ 794,887.50</u>	<u>\$ 730,890.00</u>	<u>\$ 5,554,777.50</u>

\* The 40.00% Debt Service Fund portion and the 60.00% Water and Sewer Fund portion of the obligations are reflected in the respective Funds.

**CITY OF DEER PARK  
2017-2018 ANNUAL BUDGET  
ANNUAL DEBT SERVICE PAYMENTS**

**PROPOSED CERTIFICATES OF OBLIGATION, SERIES 2017-A  
\$6,690,000 dated November 1, 2017  
Interest Rate: 4.50%**

<u>DUE IN FISCAL YEAR</u>	<u>INTEREST RATE</u>	<u>DUE MAR. 15</u>		<u>DUE SEP. 15</u>	<u>ANNUAL TOTAL</u>
		<u>PRINCIPAL</u>	<u>INTEREST</u>	<u>INTEREST</u>	
2018	4.500%	\$ 72,000.00	\$ 67,234.50	\$ 88,695.00	\$ 227,929.50
2019	4.500%	75,000.00	88,695.00	87,007.50	250,702.50
2020	4.500%	81,000.00	87,007.50	85,185.00	253,192.50
2021	4.500%	84,000.00	85,185.00	83,295.00	252,480.00
2022	4.500%	99,000.00	83,295.00	81,067.50	263,362.50
2023	4.500%	105,000.00	81,067.50	78,705.00	264,772.50
2024	4.500%	99,000.00	78,705.00	76,477.50	254,182.50
2025	4.500%	180,000.00	76,477.50	72,427.50	328,905.00
2026	4.500%	201,000.00	72,427.50	67,905.00	341,332.50
2027	4.500%	213,000.00	67,905.00	63,112.50	344,017.50
2028	4.500%	222,000.00	63,112.50	58,117.50	343,230.00
2029	4.500%	234,000.00	58,117.50	52,852.50	344,970.00
2030	4.500%	240,000.00	52,852.50	47,452.50	340,305.00
2031	4.500%	258,000.00	47,452.50	41,647.50	347,100.00
2032	4.500%	267,000.00	41,647.50	35,640.00	344,287.50
2033	4.500%	282,000.00	35,640.00	29,295.00	346,935.00
2034	4.500%	294,000.00	29,295.00	22,680.00	345,975.00
2035	4.500%	321,000.00	22,680.00	15,457.50	359,137.50
2036	4.500%	336,000.00	15,457.50	7,897.50	359,355.00
2037	4.500%	<u>351,000.00</u>	<u>7,897.50</u>	<u>-</u>	<u>358,897.50</u>
TOTAL		<u>\$ 4,014,000.00</u>	<u>\$ 1,162,152.00</u>	<u>\$ 1,094,917.50</u>	<u>\$ 6,271,069.50</u>

\* The 40.00% Debt Service Fund portion and the 60.00% Water and Sewer Fund portion of the obligations are reflected in the respective Funds.

**CITY OF DEER PARK  
2017 - 2018 ANNUAL BUDGET  
CAPITAL IMPROVEMENT FUND REVENUES & RESOURCES**

DESCRIPTION	ACTUAL 15-16	BUDGET 16-17	ESTIMATED 16-17	PROJECTED 17-18
<b><u>Other Revenue</u></b>				
3620 Investment Revenue	\$ 395	\$ -	\$ 700	\$ -
3640 Transfer from General Fund	2,130,000	721,148	5,336,835	3,566,440
3698 Proceeds from Capital Leases	-	-	-	-
<b>Total Other Revenue</b>	<b><u>2,130,395</u></b>	<b><u>721,148</u></b>	<b><u>5,337,535</u></b>	<b><u>3,566,440</u></b>
<b><u>Special Revenue</u></b>				
3837 Library Donations	-	-	-	-
<b>Total Special Revenue</b>	<b><u>-</u></b>	<b><u>-</u></b>	<b><u>-</u></b>	<b><u>-</u></b>
<b>Total Current Revenue</b>	<b>2,130,395</b>	<b>721,148</b>	<b>5,337,535</b>	<b>3,566,440</b>
<b><u>Prior Year Revenue</u></b>				
Prior Year Reserves	-	2,477,000	-	2,939,813
<b>Prior Year Revenue</b>	<b><u>-</u></b>	<b><u>2,477,000</u></b>	<b><u>-</u></b>	<b><u>2,939,813</u></b>
<b>Total Revenue</b>	<b><u>\$ 2,130,395</u></b>	<b><u>\$ 3,198,148</u></b>	<b><u>\$ 5,337,535</u></b>	<b><u>\$ 6,506,253</u></b>

**CITY OF DEER PARK  
2017-2018 ANNUAL BUDGET  
CAPITAL IMPROVEMENTS FUND EXPENDITURE SUMMARY BY DEPARTMENT**

DEPARTMENT		ACTUAL 15-16	BUDGET 16-17	ESTIMATED 16-17	PROPOSED 17-18
105	General Government	\$ 283,575	\$ -	\$ 3,143,440	\$ 3,622,440
200	Information Technology	-	-	-	-
300	Police	-	-	-	-
304	Fire Department	-	-	-	157,000
401	Planning & Development	84,755	165,000	200,500	-
402	Sanitation	-	-	-	-
403	Street Maintenance	280,524	2,718,148	885,711	1,933,813
406	Storm Water	-	215,000	184,721	-
410	Park Maintenance	-	-	-	200,000
411	Recreation	-	-	-	56,000
412	Athletics & Aquatics	-	-	-	125,000
413	Building Maintenance	-	-	-	200,000
417	Drama	-	-	-	56,000
420	Library	-	-	-	56,000
	Contingency	-	100,000	64,500	100,000
<b>TOTAL EXPENDITURES</b>		<b><u>\$ 648,854</u></b>	<b><u>\$ 3,198,148</u></b>	<b><u>\$ 4,478,872</u></b>	<b><u>\$ 6,506,253</u></b>



**CITY OF DEER PARK  
CAPITAL IMPROVEMENTS FUND  
2017-2018 ANNUAL BUDGET**

**EXPENDITURE SUMMARY**

**CAPITAL IMPROVEMENTS FUND**

DESCRIPTION	ACTUAL 15-16	BUDGET 16-17	ESTIMATED 16-17	PROPOSED 17-18
Supplies	\$ -	\$ -	\$ -	\$ -
Repairs & Maintenance	-	2,718,148	885,711	1,933,813
Other Operating Expenditures	-	100,000	64,500	100,000
Capital Outlay	<u>648,854</u>	<u>380,000</u>	<u>3,528,661</u>	<u>4,472,440</u>
<b>Total Expenditures</b>	<b><u>\$ 648,854</u></b>	<b><u>\$ 3,198,148</u></b>	<b><u>\$ 4,478,872</u></b>	<b><u>\$ 6,506,253</u></b>

**PROGRAM DESCRIPTION**

The Capital Improvements Fund is established to provide designated funding for capital improvements on a cash or pay-as-you-go basis. This fund may be used as an alternative to long-term debt financing for selected capital improvements. Projects included in this fund are capital expenses of at least \$25,000.

**CITY OF DEER PARK  
CAPITAL IMPROVEMENTS FUND  
2017-2018 ANNUAL BUDGET**

**CAPITAL IMPROVEMENTS FUND**

DESCRIPTION	ACTUAL 15-16	BUDGET 16-17	ESTIMATED 16-17	PROPOSED 17-18
<b><u>4300 SUPPLIES</u></b>				
4308 Small Tools & Minor Equipment	\$ -	\$ -	\$ -	\$ -
<b>Total Supplies</b>	<u>-</u>	<u>-</u>	<u>-</u>	<u>-</u>
<b><u>4400 REPAIRS &amp; MAINTENANCE</u></b>				
4404 Building	-	-	-	-
4406 Streets	-	2,218,148	847,611	1,633,813
4407 Sidewalks	-	500,000	38,100	300,000
<b>Total Repairs &amp; Maintenance</b>	<u>-</u>	<u>2,718,148</u>	<u>885,711</u>	<u>1,933,813</u>
<b><u>4500 OTHER OPERATING EXP.</u></b>				
4510 Contingency	-	100,000	64,500	100,000
<b>Total Other Operating Expenditures</b>	<u>-</u>	<u>100,000</u>	<u>64,500</u>	<u>100,000</u>
<b><u>4900 CAPITAL OUTLAY</u></b>				
4901 Land & Land Rights	-	-	-	-
4902 Buildings	283,575	-	3,122,440	3,479,440
4903 Improvements other than Bldgs.	-	-	-	493,000
4904 Machinery & Equipment	-	-	21,000	-
4905 Furniture & Fixtures	-	-	-	500,000
4906 Automobiles & Light Trucks	-	-	-	-
4907 Large Trucks/Heavy Rolling Stock	-	-	-	-
4908 Lease Purchase	-	-	-	-
4909 Parking Lots	-	-	-	-
4910 Streets	21,293	-	-	-
4911 Sidewalks	257,443	-	-	-
4914 Storm Drainage	84,755	380,000	385,221	-
4941 Consultin Engineer Fee	1,788	-	-	-
4942 Consulting Fee - Architect	-	-	-	-
<b>Total Capital Outlay</b>	<u>648,854</u>	<u>380,000</u>	<u>3,528,661</u>	<u>4,472,440</u>
<b>TOTAL EXPENDITURES</b>	<u>\$ 648,854</u>	<u>\$ 3,198,148</u>	<u>\$ 4,478,872</u>	<u>\$ 6,506,253</u>

**CITY OF DEER PARK  
2017 - 2018 ANNUAL BUDGET  
GOLF COURSE LEASE REVENUES & RESOURCES**

DESCRIPTION	ACTUAL 15-16	BUDGET 16-17	ESTIMATED 16-17	PROJECTED 17-18
<b><u>User Fees</u></b>				
3566 Liquor Sales	\$ -	\$ -	\$ -	\$ -
3567 Wine Sales	-	-	-	-
3568 Beer Sales	-	-	-	-
<b>Total User Fees</b>	<b>-</b>	<b>-</b>	<b>-</b>	<b>-</b>
<b><u>Other Revenue</u></b>				
3614 Sale of Surplus Material	9,292	-	-	-
3640 Transfer from Other Funds	172,000	50,000	50,000	106,000
3641 Prior Year Revenue	-	-	-	-
<b>Total Other Revenue</b>	<b>181,292</b>	<b>50,000</b>	<b>50,000</b>	<b>106,000</b>
<b><u>Restricted Revenue</u></b>				
3716 Golf Course Rent Payment	40,000	-	-	-
3717 Golf Course Percentage Rent Payment	-	-	-	-
3718 Golf Course Equipment Reimbursement	63,681	70,000	70,000	70,000
<b>Total Restricted Revenue</b>	<b>103,681</b>	<b>70,000</b>	<b>70,000</b>	<b>70,000</b>
<b>Total Current Revenue</b>	<b>284,973</b>	<b>120,000</b>	<b>120,000</b>	<b>176,000</b>
<b>Prior Year Revenue</b>	<b>-</b>	<b>-</b>	<b>-</b>	<b>-</b>
<b>Total Revenue</b>	<b>\$ 284,973</b>	<b>\$ 120,000</b>	<b>\$ 120,000</b>	<b>\$ 176,000</b>

**CITY OF DEER PARK  
2017-2018 ANNUAL BUDGET  
GOLF COURSE LEASE FUND EXPENDITURE SUMMARY**

<b>DEPARTMENT</b>	<b>ACTUAL 15-16</b>	<b>BUDGET 16-17</b>	<b>ESTIMATED 16-17</b>	<b>ADOPTED 17-18</b>
Golf Course Lease	<u>\$ 386,318</u>	<u>\$ 120,000</u>	<u>\$ 120,000</u>	<u>\$ 176,000</u>
<b>TOTAL EXPENDITURES</b>	<b><u>\$ 386,318</u></b>	<b><u>\$ 120,000</u></b>	<b><u>\$ 120,000</u></b>	<b><u>\$ 176,000</u></b>

**CITY OF DEER PARK  
GOLF COURSE LEASE FUND  
2017-2018 ANNUAL BUDGET**

**EXPENDITURE SUMMARY**

DESCRIPTION	ACTUAL 15-16	BUDGET 16-17	ESTIMATED 16-17	ADOPTED 17-18
Personnel & Related	\$ -	\$ -	\$ -	\$ -
Services	62,268	70,000	70,000	70,000
Supplies	5,064	-	-	-
Repairs & Maintenance	132,303	50,000	50,000	50,000
Other Operating Expenditures	-	-	-	-
Capital Outlay	186,683	-	-	56,000
<b>Total Expenditures</b>	<b>\$ 386,318</b>	<b>\$ 120,000</b>	<b>\$ 120,000</b>	<b>\$ 176,000</b>

**PROGRAM DESCRIPTION**

This department is responsible for maintaining the Battleground at Deer Park Golf Course through a lease agreement. Responsibilities include the 18-hole golf course, 3-hole teaching facility, driving range, clubhouse, and grounds around the clubhouse.

**CITY OF DEER PARK  
GOLF COURSE LEASE FUND  
2017-2018 ANNUAL BUDGET**

DESCRIPTION	ACTUAL 15-16	BUDGET 16-17	ESTIMATED 16-17	ADOPTED 17-18
<b><u>4100 PERSONNEL &amp; RELATED</u></b>				
4101 Salaries - Full Time	\$ -	\$ -	\$ -	\$ -
4104 Salaries - Overtime	-	-	-	-
4106 Social Security/Medicare	-	-	-	-
4107 TMRS	-	-	-	-
4108 Health & Life Insurance	-	-	-	-
<b>Total Personnel &amp; Related</b>	<b>-</b>	<b>-</b>	<b>-</b>	<b>-</b>
<b><u>4200 SERVICES</u></b>				
4212 Utilities - Electric	-	-	-	-
4214 Utilities - Gas	-	-	-	-
4218 Utilities - Cable	-	-	-	-
4231 Equipment Rental	62,268	70,000	70,000	70,000
4250 Training & Travel	-	-	-	-
<b>Total Services</b>	<b>62,268</b>	<b>70,000</b>	<b>70,000</b>	<b>70,000</b>
<b><u>4300 SUPPLIES</u></b>				
4303 Operational Supplies	-	-	-	-
4308 Small Tools & Minor Equipment	5,064	-	-	-
4345 Alcoholic Beverages	-	-	-	-
<b>Total Supplies</b>	<b>5,064</b>	<b>-</b>	<b>-</b>	<b>-</b>
<b><u>4400 REPAIRS &amp; MAINTENANCE</u></b>				
4404 Buildings	6,828	30,000	30,000	30,000
4409 Air Conditioners	-	10,000	10,000	10,000
4412 Grounds	125,475	10,000	10,000	10,000
<b>Total Repairs &amp; Maintenance</b>	<b>132,303</b>	<b>50,000</b>	<b>50,000</b>	<b>50,000</b>
<b><u>4500 OTHER OPERATING EXP.</u></b>				
4545 Mixed Beverage Tax	-	-	-	-
4599 Misc. Operating Expenditures	-	-	-	-
<b>Total Other Operating Expenditures</b>	<b>-</b>	<b>-</b>	<b>-</b>	<b>-</b>
<b><u>4900 CAPITAL OUTLAY</u></b>				
4902 Buildings	172,000	-	-	-
4903 Improvements Other Than Bldgs.	-	-	-	56,000
4904 Machinery & Equipment	14,683	-	-	-
<b>Total Capital Outlay</b>	<b>186,683</b>	<b>-</b>	<b>-</b>	<b>56,000</b>
<b>TOTAL EXPENDITURES</b>	<b>\$ 386,318</b>	<b>\$ 120,000</b>	<b>\$ 120,000</b>	<b>\$ 176,000</b>

**CITY OF DEER PARK  
CRIME CONTROL AND PREVENTION DISTRICT**

The purpose of the Deer Park Crime Control Prevention District ("CCPD") is to enhance the capability of law enforcement and to further crime prevention programs in the City. Authority for the CCPD is provided by Texas Local Government Code, Chapter 363, known as the Crime Control and Prevention District Act. On May 11, 2011, voters in the City of Deer Park approved the CCPD for a period of five years and the related fund was established by a dedicated one-fourth of one percent sales and use tax that became effective on October 1, 2011. On May 7, 2016, voters authorized continuation of the CCPD for a period of 10 years, which includes continuation of the dedicated one-fourth of one percent sales and use tax.

The CCPD is governed by a seven member board appointed by the City Council.

**CITY OF DEER PARK  
CRIME CONTROL AND PREVENTION DISTRICT (CCPD)  
2017-2018 ANNUAL BUDGET**

**REVENUE SUMMARY**

DESCRIPTION	ACTUAL 15-16	BUDGET 16-17	ESTIMATED 16-17	PROJECTED 17-18
Tax Revenue	\$ 1,688,740	\$ 1,320,000	\$ 1,489,000	\$ 1,366,800
Other Revenue	2,133	-	1,500	-
Prior Year Revenue	-	-	<u>1,658,279</u>	<u>75,296</u>
<b>Total Revenue</b>	<b><u>\$ 1,690,873</u></b>	<b><u>\$ 1,320,000</u></b>	<b><u>\$ 3,148,779</u></b>	<b><u>\$ 1,442,096</u></b>



**CITY OF DEER PARK  
CRIME CONTROL AND PREVENTION DISTRICT (CCPD)  
2017-2018 ANNUAL BUDGET**

DESCRIPTION	ACTUAL 15-16	BUDGET 16-17	ESTIMATED 16-17	PROJECTED 17-18
<b><u>3100 TAX REVENUE</u></b>				
3120 Sales Tax Revenue	\$ 1,688,740	\$ 1,320,000	\$ 1,489,000	\$ 1,366,800
<b>Total Tax Revenue</b>	<b><u>1,688,740</u></b>	<b><u>1,320,000</u></b>	<b><u>1,489,000</u></b>	<b><u>1,366,800</u></b>
<b><u>3600 OTHER REVENUE</u></b>				
3620 Investment Revenue	2,133	-	1,500	-
3630 Insurance Reimbursement	-	-	-	-
<b>Total Other Revenue</b>	<b><u>2,133</u></b>	<b><u>-</u></b>	<b><u>1,500</u></b>	<b><u>-</u></b>
<b>Prior Year Revenue</b>	<b><u>-</u></b>	<b><u>-</u></b>	<b><u>1,658,279</u></b>	<b><u>75,296</u></b>
<b>TOTAL REVENUE</b>	<b><u>\$ 1,690,873</u></b>	<b><u>\$ 1,320,000</u></b>	<b><u>\$ 3,148,779</u></b>	<b><u>\$ 1,442,096</u></b>

**CITY OF DEER PARK  
2017-2018 ANNUAL BUDGET  
CRIME CONTROL AND PREVENTION DISTRICT EXPENDITURE SUMMARY**

<b>DEPARTMENT</b>	<b>ACTUAL 15-16</b>	<b>BUDGET 16-17</b>	<b>ESTIMATED 16-17</b>	<b>ADOPTED 17-18</b>
Total Police Services	<u>\$ 1,304,927</u>	<u>\$ 1,320,000</u>	<u>\$ 3,091,482</u>	<u>\$ 1,442,096</u>
<b>TOTAL EXPENDITURES</b>	<u><b>\$ 1,304,927</b></u>	<u><b>\$ 1,320,000</b></u>	<u><b>\$ 3,091,482</b></u>	<u><b>\$ 1,442,096</b></u>

**CITY OF DEER PARK  
CRIME CONTROL AND PREVENTION DISTRICT (CCPD)  
2017-2018 ANNUAL BUDGET**

**EXPENDITURE SUMMARY**

DESCRIPTION	ACTUAL 15-16	BUDGET 16-17	ESTIMATED 16-17	ADOPTED 17-18
Personnel & Related	\$ 246,926	\$ 445,902	\$ 345,819	\$ 693,739
Services	72,914	93,460	85,151	105,294
Supplies	139,087	121,420	112,100	180,826
Repairs & Maintenance	-	-	-	-
Other Operating Expenditures	-	-	-	15,000
Capital Outlay	846,000	400,156	2,548,412	447,237
Transition Fund	-	259,062	-	-
<b>Total Expenditures</b>	<b>\$ 1,304,927</b>	<b>\$ 1,320,000</b>	<b>\$ 3,091,482</b>	<b>\$ 1,442,096</b>

**PERSONNEL SCHEDULE**

Crime Prevention Officer	1	1	1	1
Sergeant - Investigations	1	1	1	1
Pro-Act Investigators	0	0	0	2
Dispatcher	3	3	3	3

**PROGRAM DESCRIPTION**

The purpose of this special revenue district is to enhance the capability of law enforcement and to further crime prevention programs in Deer Park.

**CITY OF DEER PARK  
CRIME CONTROL AND PREVENTION DISTRICT (CCPD)  
2017-2018 ANNUAL BUDGET**

DESCRIPTION	ACTUAL 15-16	BUDGET 16-17	ESTIMATED 16-17	ADOPTED 17-18
<b><u>4100 PERSONNEL &amp; RELATED</u></b>				
4101 Salaries - Full Time	\$ 166,343	\$ 290,532	\$ 216,028	\$ 458,861
4104 Salaries - Overtime	15,027	13,840	14,100	20,000
4106 Social Security/Medicare	13,255	23,154	17,100	36,304
4107 TMRS	25,616	43,511	29,750	69,224
4108 Health & Life Insurance	25,579	72,324	67,425	105,852
4109 Workers Compensation	1,066	2,361	1,360	3,273
4114 Section 125 Admin Fee	41	180	56	225
4117 Health Savings Account	-	-	-	-
<b>Total Personnel &amp; Related</b>	<b><u>246,926</u></b>	<b><u>445,902</u></b>	<b><u>345,819</u></b>	<b><u>693,739</u></b>
<b><u>4200 SERVICES</u></b>				
4231 Equipment Rental	6,020	21,600	7,200	21,600
4239 Audit Fee	2,000	2,000	2,000	2,000
4250 Training & Travel	3,527	828	828	1,410
4252 Dues & Fees	267	1,436	367	718
4279 Software - Other	61,099	65,626	72,786	79,566
4290 Contract Labor	-	1,970	1,970	-
<b>Total Services</b>	<b><u>72,914</u></b>	<b><u>93,460</u></b>	<b><u>85,151</u></b>	<b><u>105,294</u></b>
<b><u>4300 SUPPLIES</u></b>				
4304 Data Processing Supplies	-	699	629	-
4305 Printing	2,630	-	-	-
4307 Postage	1,866	185	30	327
4308 Small Tools & Minor Equipment	133,564	120,536	111,441	152,128
4311 Uniforms	1,026	-	-	-
4314 Protective Clothing	-	-	-	28,371
<b>Total Supplies</b>	<b><u>139,087</u></b>	<b><u>121,420</u></b>	<b><u>112,100</u></b>	<b><u>180,826</u></b>
<b><u>4400 REPAIRS &amp; MAINTENANCE</u></b>				
4402 Machinery & Equipment	-	-	-	-
<b>Total Repairs &amp; Maintenance</b>	<b><u>-</u></b>	<b><u>-</u></b>	<b><u>-</u></b>	<b><u>-</u></b>
<b><u>4500 OTHER OPERATING EXP.</u></b>				
4511 Salary Incentive Contingency	-	-	-	15,000
<b>Total Other Operating Exp.</b>	<b><u>-</u></b>	<b><u>-</u></b>	<b><u>-</u></b>	<b><u>15,000</u></b>

**CITY OF DEER PARK  
CRIME CONTROL AND PREVENTION DISTRICT (CCPD)  
2017-2018 ANNUAL BUDGET**

DESCRIPTION	ACTUAL 15-16	BUDGET 16-17	ESTIMATED 16-17	ADOPTED 17-18
<b><u>4900 CAPITAL OUTLAY</u></b>				
4902 Buildings	380,431	-	2,212,259	65,000
4904 Machinery & Equipment	123,907	194,360	141,957	108,503
4906 Automobiles & Light Trucks	263,208	205,796	185,787	273,734
4908 Lease Purchase	49,972	-	-	-
4941 Consulting Engineer Fee	28,482	-	8,409	-
<b>Total Capital Outlay</b>	<b><u>846,000</u></b>	<b><u>400,156</u></b>	<b><u>2,548,412</u></b>	<b><u>447,237</u></b>
<b>TOTAL OPERATING BUDGET</b>	<b>1,304,927</b>	<b>1,060,938</b>	<b>3,091,482</b>	<b>1,442,096</b>
<b>Transition Fund</b>	<b>-</b>	<b><u>259,062</u></b>	<b>-</b>	<b>-</b>
<b>TOTAL EXPENDITURES</b>	<b><u>\$ 1,304,927</u></b>	<b><u>\$ 1,320,000</u></b>	<b><u>\$ 3,091,482</u></b>	<b><u>\$ 1,442,096</u></b>

**CITY OF DEER PARK**  
**FIRE CONTROL, PREVENTION, AND EMERGENCY MEDICAL SERVICES**  
**DISTRICT**

The purpose of the Deer Park Fire Control, Prevention, and Emergency Medical Services District ("FCPEMSD") is to enhance fire control and prevention and emergency medical services programs in the City. Authority for the FCPEMSD is provided by Texas Local Government Code, Chapter 344, known as the Fire Control, Prevention, and Emergency Medical Services District Act. On May 11, 2011, voters in the City of Deer Park approved the FCPEMSD for a period of five years and the related fund was established by a dedicated one-fourth of one percent sales and use tax that became effective on October 1, 2011. On May 7, 2016, voters authorized continuation of the FCPEMSD for a period of 10 years, which includes continuation of the dedicated one-fourth of one percent sales and use tax.

The FCPEMSD is governed by a seven member board appointed by the City Council.

**CITY OF DEER PARK  
 FIRE CONTROL, PREVENTION AND EMS DISTRICT (FCPEMSD)  
 2017-2018 ANNUAL BUDGET**

**REVENUE SUMMARY**

	<b>ACTUAL 15-16</b>	<b>BUDGET 16-17</b>	<b>ESTIMATED 16-17</b>	<b>PROJECTED 17-18</b>
Tax Revenue	\$ 1,674,270	\$ 1,320,000	\$ 1,494,000	\$ 1,366,800
Other Revenue	1,122	-	1,250	-
Prior Year Revenue	-	<u>316,312</u>	-	<u>2,443,543</u>
<b>Total Revenue</b>	<b><u>\$ 1,675,391</u></b>	<b><u>\$ 1,636,312</u></b>	<b><u>\$ 1,495,250</u></b>	<b><u>\$ 3,810,343</u></b>

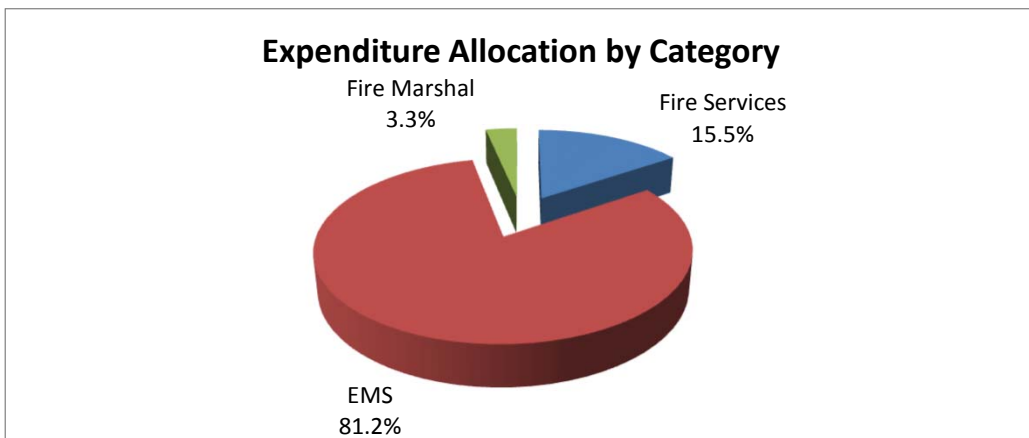
**CITY OF DEER PARK  
 FIRE CONTROL, PREVENTION AND EMS DISTRICT (FCPEMSD)  
 2017-2018 ANNUAL BUDGET**

	ACTUAL 15-16	BUDGET 16-17	ESTIMATED 16-17	PROJECTED 17-18
<b><u>3100 TAX REVENUE</u></b>				
3120 Sales Tax Revenue	\$ 1,674,270	\$ 1,320,000	\$ 1,494,000	\$ 1,366,800
Total Tax Revenue	<u>1,674,270</u>	<u>1,320,000</u>	<u>1,494,000</u>	<u>1,366,800</u>
<b><u>3600 OTHER REVENUE</u></b>				
3620 Investment Revenue	<u>1,122</u>	<u>-</u>	<u>1,250</u>	<u>-</u>
Total Other Revenue	<u>1,122</u>	<u>-</u>	<u>1,250</u>	<u>-</u>
Prior Year Revenue	<u>-</u>	<u>316,312</u>	<u>-</u>	<u>2,443,543</u>
<b>TOTAL REVENUE</b>	<b><u>\$ 1,675,391</u></b>	<b><u>\$ 1,636,312</u></b>	<b><u>\$ 1,495,250</u></b>	<b><u>\$ 3,810,343</u></b>



**CITY OF DEER PARK  
2017-2018 ANNUAL BUDGET  
FIRE CONTROL, PREVENTION AND EMS DISTRICT EXPENDITURE SUMMARY**

DEPARTMENT	ACTUAL 15-16	BUDGET 16-17	ESTIMATED 16-17	ADOPTED 17-18
<b><u>FIRE SERVICES</u></b>				
Personnel & Related	\$ -	\$ -	\$ -	\$ -
Services	96,105	106,000	102,650	110,500
Supplies	35,672	113,100	113,025	206,100
Repairs & Maintenance	42,669	94,000	127,200	84,000
Other Operating Expenditures	-	-	-	-
Capital Outlay	<u>55,698</u>	<u>256,000</u>	<u>71,000</u>	<u>187,000</u>
<b>Total Fire Services</b>	<b><u>230,144</u></b>	<b><u>569,100</u></b>	<b><u>413,875</u></b>	<b><u>587,600</u></b>
<b><u>EMERGENCY MEDICAL SERVICES</u></b>				
Personnel & Related	357,332	565,740	532,335	668,676
Services	67,895	84,330	75,000	83,500
Supplies	16,906	63,066	60,000	49,630
Repairs & Maintenance	13,897	45,500	43,000	45,500
Capital Outlay	<u>25,656</u>	<u>168,000</u>	<u>172,050</u>	<u>2,250,000</u>
<b>Total Emergency Medical Services</b>	<b><u>481,686</u></b>	<b><u>926,636</u></b>	<b><u>882,385</u></b>	<b><u>3,097,306</u></b>
<b><u>FIRE MARSHAL</u></b>				
Personnel & Related	75,778	84,276	76,052	88,137
Services	23,295	36,300	31,400	31,500
Supplies	764	2,000	1,450	1,300
Repairs & Maintenance	800	7,000	4,500	4,500
Capital Outlay	<u>273,375</u>	<u>11,000</u>	<u>11,000</u>	<u>-</u>
<b>Total Fire Marshal</b>	<b><u>374,012</u></b>	<b><u>140,576</u></b>	<b><u>124,402</u></b>	<b><u>125,437</u></b>
<b>TOTAL EXPENDITURES</b>	<b><u>\$ 1,085,842</u></b>	<b><u>\$ 1,636,312</u></b>	<b><u>\$ 1,420,661</u></b>	<b><u>\$ 3,810,343</u></b>



**CITY OF DEER PARK  
 FIRE CONTROL, PREVENTION AND EMS DISTRICT (FCPEMSD)  
 2017-2018 ANNUAL BUDGET**

**EXPENDITURE SUMMARY**

**304 - FIRE SERVICES**

DESCRIPTION	ACTUAL 15-16	BUDGET 16-17	ESTIMATED 16-17	ADOPTED 17-18
Personnel & Related	\$ -	\$ -	\$ -	\$ -
Services	96,105	106,000	102,650	110,500
Supplies	35,672	113,100	113,025	206,100
Repairs & Maintenance	42,669	94,000	127,200	84,000
Other Operating Expenditures	-	-	-	-
Capital Outlay	<u>55,698</u>	<u>256,000</u>	<u>71,000</u>	<u>187,000</u>
<b>Total Expenditures</b>	<b><u>\$ 230,144</u></b>	<b><u>\$ 569,100</u></b>	<b><u>\$ 413,875</u></b>	<b><u>\$ 587,600</u></b>

**PROGRAM DESCRIPTION**

Fire Services include fire suppression and EMS services for the protection of life and property against fire and other disasters. The City currently has three fire stations.

**CITY OF DEER PARK  
FIRE CONTROL, PREVENTION AND EMS DISTRICT (FCPEMSD)  
2017-2018 ANNUAL BUDGET**

**304 - FIRE SERVICES**

DESCRIPTION	ACTUAL 15-16	BUDGET 16-17	ESTIMATED 16-17	ADOPTED 17-18
<b><u>4100 PERSONNEL &amp; RELATED</u></b>				
4101 Salaries - Full Time	\$ -	\$ -	\$ -	\$ -
4102 Salaries - Part Time	-	-	-	-
4104 Salaries - Overtime	-	-	-	-
4106 Social Security/Medicare	-	-	-	-
4107 TMRS	-	-	-	-
4108 Health & Life Insurance	-	-	-	-
4109 Workers Compensation	-	-	-	-
<b>Total Personnel &amp; Related</b>	<b>-</b>	<b>-</b>	<b>-</b>	<b>-</b>
<b><u>4200 SERVICES</u></b>				
4219 Mobile Technology	-	6,000	5,500	6,000
4239 Audit Fees	2,000	2,000	2,000	2,000
4252 Dues & Fees	36	1,000	250	250
4254 Inspections & Permits	15,030	13,000	13,900	21,250
4255 Community & Employee Awards	79	-	-	-
4256 Santa Around Town	-	-	-	-
4279 Softare - Other	-	-	-	-
4290 Contract Labor	78,960	84,000	81,000	81,000
<b>Total Services</b>	<b>96,105</b>	<b>106,000</b>	<b>102,650</b>	<b>110,500</b>
<b><u>4300 SUPPLIES</u></b>				
4301 Office Supplies	-	2,000	-	500
4303 Operational Supplies	14,127	13,000	13,000	13,000
4307 Postage	1,850	100	25	100
4308 Small Tools & Minor Equipment	5,649	25,000	21,000	120,500
4314 Protective Clothing	11,489	70,000	79,000	70,000
4346 Election Supplies	2,557	-	-	-
4348 Books	-	3,000	-	2,000
<b>Total Supplies</b>	<b>35,672</b>	<b>113,100</b>	<b>113,025</b>	<b>206,100</b>

**CITY OF DEER PARK  
 FIRE CONTROL, PREVENTION AND EMS DISTRICT (FCPEMSD)  
 2017-2018 ANNUAL BUDGET**

**304 - FIRE SERVICES**

DESCRIPTION	ACTUAL 15-16	BUDGET 16-17	ESTIMATED 16-17	ADOPTED 17-18
<b><u>4400 REPAIRS &amp; MAINTENANCE</u></b>				
4401 Vehicles	1,473	23,000	20,000	23,000
4402 Machinery & Equipment	7,806	16,000	13,000	16,000
4404 Buildings	19,881	18,000	20,500	8,000
4405 Radios	618	10,000	10,000	10,000
4413 Drill Field	8,925	20,000	57,000	20,000
4430 Furniture & Fixtures	<u>3,966</u>	<u>7,000</u>	<u>6,700</u>	<u>7,000</u>
<b>Total Repairs &amp; Maintenance</b>	<b><u>42,669</u></b>	<b><u>94,000</u></b>	<b><u>127,200</u></b>	<b><u>84,000</u></b>
<b><u>4500 OTHER OPERATING EXP.</u></b>				
4510 Contingency	-	-	-	-
4511 Salary Contingency	<u>-</u>	<u>-</u>	<u>-</u>	<u>-</u>
<b>Total Other Operating Expenditures</b>	<b><u>-</u></b>	<b><u>-</u></b>	<b><u>-</u></b>	<b><u>-</u></b>
<b><u>4900 CAPITAL OUTLAY</u></b>				
4903 Improvements Other Than Bldgs.	-	156,000	-	-
4904 Machinery & Equipment	55,698	5,000	71,000	55,000
4906 Automobiles & Light Trucks	-	-	-	-
4907 Large Trucks/Heavy Rolling Stock	-	95,000	-	-
4908 Lease Purchase	-	-	-	132,000
4941 Consulting Engineer Fee	<u>-</u>	<u>-</u>	<u>-</u>	<u>-</u>
<b>Total Capital Outlay</b>	<b><u>55,698</u></b>	<b><u>256,000</u></b>	<b><u>71,000</u></b>	<b><u>187,000</u></b>
<b>TOTAL EXPENDITURES</b>	<b><u>\$ 230,144</u></b>	<b><u>\$ 569,100</u></b>	<b><u>\$ 413,875</u></b>	<b><u>\$ 587,600</u></b>

**CITY OF DEER PARK  
 FIRE CONTROL, PREVENTION AND EMS DISTRICT (FCPEMSD)  
 2017-2018 ANNUAL BUDGET**

**EXPENDITURE SUMMARY**

**305 - EMERGENCY MEDICAL SERVICES**

DESCRIPTION	ACTUAL 15-16	BUDGET 16-17	ESTIMATED 16-17	ADOPTED 17-18
Personnel & Related	\$ 357,332	\$ 565,740	\$ 532,335	\$ 668,676
Services	67,895	84,330	75,000	83,500
Supplies	16,906	63,066	60,000	49,630
Repairs & Maintenance	13,897	45,500	43,000	45,500
Capital Outlay	<u>25,656</u>	<u>168,000</u>	<u>172,050</u>	<u>2,250,000</u>
<b>Total Expenditures</b>	<b><u>\$ 481,686</u></b>	<b><u>\$ 926,636</u></b>	<b><u>\$ 882,385</u></b>	<b><u>\$ 3,097,306</u></b>

**PERSONNEL SCHEDULE**

EMS Captain	0	2	2	2
Paramedic Supervisor	2	0	0	0
Paramedics	2	4	4	5
Part-Time Paramedics	0	0	0	2

**PROGRAM DESCRIPTION**

Emergency Medical Services include emergency medical treatment and ambulance transportation as needed.

**CITY OF DEER PARK  
FIRE CONTROL, PREVENTION AND EMS DISTRICT (FCPEMSD)  
2017-2018 ANNUAL BUDGET**

**305 - EMERGENCY MEDICAL SERVICES**

DESCRIPTION	ACTUAL 15-16	BUDGET 16-17	ESTIMATED 16-17	ADOPTED 17-18
<b><u>4100 PERSONNEL &amp; RELATED</u></b>				
4101 Salaries - Full Time	\$ 205,448	\$ 317,801	\$ 294,038	\$ 388,345
4102 Salaries - Part Time	-	-	11,230	12,000
4104 Salaries - Overtime	63,492	80,000	88,603	80,000
4106 Social Security/Medicare	19,930	30,323	35,100	36,604
4107 TMRS	37,983	56,735	48,650	68,013
4108 Health & Life Insurance	27,119	72,732	49,500	76,308
4109 Workers Compensation	2,027	6,724	3,846	5,981
4114 Section 125 Admin Fee	44	135	78	135
4117 Health Savings Account	1,289	1,290	1,290	1,290
<b>Total Personnel &amp; Related</b>	<b><u>357,332</u></b>	<b><u>565,740</u></b>	<b><u>532,335</u></b>	<b><u>668,676</u></b>
<b><u>4200 SERVICES</u></b>				
4219 Mobile Technology	483	4,000	4,000	4,000
4252 Dues & Fees	400	4,130	4,000	4,000
4255 Community & Employee Awards	-	5,000	5,000	5,000
4279 Software - Other	16,823	17,700	17,000	17,000
4290 Contract Labor	50,189	53,500	45,000	53,500
<b>Total Services</b>	<b><u>67,895</u></b>	<b><u>84,330</u></b>	<b><u>75,000</u></b>	<b><u>83,500</u></b>
<b><u>4300 SUPPLIES</u></b>				
4301 Office Supplies	-	-	-	-
4303 Operational Supplies	3,342	26,600	26,000	26,500
4308 Small Tools & Minor Equipment	13,564	34,966	34,000	22,230
4348 Books	-	1,500	-	900
<b>Total Supplies</b>	<b><u>16,906</u></b>	<b><u>63,066</u></b>	<b><u>60,000</u></b>	<b><u>49,630</u></b>
<b><u>4400 REPAIRS &amp; MAINTENANCE</u></b>				
4401 Vehicles	6,508	16,000	15,000	16,000
4402 Machinery & Equipment	7,389	29,500	28,000	29,500
<b>Total Repairs &amp; Maintenance</b>	<b><u>13,897</u></b>	<b><u>45,500</u></b>	<b><u>43,000</u></b>	<b><u>45,500</u></b>

**CITY OF DEER PARK  
 FIRE CONTROL, PREVENTION AND EMS DISTRICT (FCPEMSD)  
 2017-2018 ANNUAL BUDGET**

**305 - EMERGENCY MEDICAL SERVICES**

DESCRIPTION	ACTUAL 15-16	BUDGET 16-17	ESTIMATED 16-17	ADOPTED 17-18
<b><u>4900 CAPITAL OUTLAY</u></b>				
4902 Buildings	-	-	-	2,000,000
4904 Machinery & Equipment	25,656	-	-	-
4906 Automobiles & Light Trucks	-	-	30,000	-
4907 Large Trucks/Heavy Rolling Stock	-	168,000	142,050	-
4941 Consulting Engineer Fee	-	-	-	250,000
<b>Total Capital Outlay</b>	<b><u>25,656</u></b>	<b><u>168,000</u></b>	<b><u>172,050</u></b>	<b><u>2,250,000</u></b>
 <b>TOTAL EXPENDITURES</b>	 <b><u>\$ 481,686</u></b>	 <b><u>\$ 926,636</u></b>	 <b><u>\$ 882,385</u></b>	 <b><u>\$ 3,097,306</u></b>

**CITY OF DEER PARK  
 FIRE CONTROL, PREVENTION AND EMS DISTRICT (FCPEMSD)  
 2017-2018 ANNUAL BUDGET**

**EXPENDITURE SUMMARY**

**307 - FIRE MARSHAL**

DESCRIPTION	ACTUAL 15-16	BUDGET 16-17	ESTIMATED 16-17	ADOPTED 17-18
Personnel & Related	\$ 75,778	\$ 84,276	\$ 76,052	\$ 88,137
Services	23,295	36,300	31,400	31,500
Supplies	764	2,000	1,450	1,300
Repairs & Maintenance	800	7,000	4,500	4,500
Capital Outlay	273,375	11,000	11,000	-
<b>Total Expenditures</b>	<b>\$ 374,012</b>	<b>\$ 140,576</b>	<b>\$ 124,402</b>	<b>\$ 125,437</b>

**PERSONNEL SCHEDULE**

Fire Marshal Inspector	1	1	1	1
------------------------	---	---	---	---

**PROGRAM DESCRIPTION**

The Fire Marshal's office is responsible for inspections and enforcement of the City's Fire Code as well as fire investigations. The Fire Marshal also designs and presents fire safety education programs in the community.



**CITY OF DEER PARK  
FIRE CONTROL, PREVENTION AND EMS DISTRICT (FCPEMSD)  
2017-2018 ANNUAL BUDGET**

**307 - FIRE MARSHAL**

DESCRIPTION	ACTUAL 15-16	BUDGET 16-17	ESTIMATED 16-17	ADOPTED 17-18
<b><u>4100 PERSONNEL &amp; RELATED</u></b>				
4101 Salaries - Full Time	\$ 56,156	\$ 56,843	\$ 56,807	\$ 59,974
4104 Salaries - Overtime	608	6,000	650	6,000
4106 Social Security/Medicare	4,303	4,779	4,400	5,011
4107 TMRS	8,019	8,968	7,400	9,553
4108 Health & Life Insurance	5,337	6,012	5,560	6,120
4109 Workers Compensation	711	1,029	590	834
4114 Section 125 Admin Fee	-	-	-	-
4117 Health Savings Account	644	645	645	645
<b>Total Personnel &amp; Related</b>	<b><u>75,778</u></b>	<b><u>84,276</u></b>	<b><u>76,052</u></b>	<b><u>88,137</u></b>
<b><u>4200 SERVICES</u></b>				
4219 Mobile Technology	-	2,000	2,000	2,000
4255 Community/Employee Affairs	5,000	3,500	3,500	3,500
4279 Software - Other	3,945	13,000	10,000	10,000
4290 Contract Labor	14,350	17,800	15,900	16,000
<b>Total Services</b>	<b><u>23,295</u></b>	<b><u>36,300</u></b>	<b><u>31,400</u></b>	<b><u>31,500</u></b>
<b><u>4300 SUPPLIES</u></b>				
4303 Operational Supplies	-	500	250	300
4308 Small Tools & Minor Equipment	764	1,500	1,200	1,000
<b>Total Supplies</b>	<b><u>764</u></b>	<b><u>2,000</u></b>	<b><u>1,450</u></b>	<b><u>1,300</u></b>
<b><u>4400 REPAIRS &amp; MAINTENANCE</u></b>				
4401 Vehicles	-	4,000	2,500	2,500
4402 Machinery & Equipment	-	3,000	2,000	2,000
4404 Building	800	-	-	-
<b>Total Repairs &amp; Maintenance</b>	<b><u>800</u></b>	<b><u>7,000</u></b>	<b><u>4,500</u></b>	<b><u>4,500</u></b>

**CITY OF DEER PARK  
 FIRE CONTROL, PREVENTION AND EMS DISTRICT (FCPEMSD)  
 2017-2018 ANNUAL BUDGET**

**307 - FIRE MARSHAL**

DESCRIPTION	ACTUAL 15-16	BUDGET 16-17	ESTIMATED 16-17	ADOPTED 17-18
<b><u>4900 CAPITAL OUTLAY</u></b>				
4904 Machinery & Equipment	-	11,000	11,000	-
4906 Automobiles & Light Trucks	-	-	-	-
4907 Truck & Heavy Rolling Stock	<u>273,375</u>	<u>-</u>	<u>-</u>	<u>-</u>
<b>Total Capital Outlay</b>	<b><u>273,375</u></b>	<b><u>11,000</u></b>	<b><u>11,000</u></b>	<b><u>-</u></b>
<b>TOTAL EXPENDITURES</b>	<b><u>\$ 374,012</u></b>	<b><u>\$ 140,576</u></b>	<b><u>\$ 124,402</u></b>	<b><u>\$ 125,437</u></b>

## **DEER PARK COMMUNITY DEVELOPMENT CORPORATION**

The Deer Park Community Development Corporation ("DPCDC" or "Corporation") is a fund established by a dedicated one-half of one percent sales and use tax approved by the voters in May 2015 for economic development purposes. The authority for the DPCDC is provided by Texas Local Government Code, Chapter 505, Type B Corporations. The Corporation is governed by a seven member board appointed by the City Council. The DPCDC was formed for the purpose of financing the following public park purposes and events as authorized by Chapter 505 and the Election: (a) replacement of restroom facilities in Dow Park with a new pavilion structure that includes a stage, restrooms, and a concession stand; (b) renovation and expansion of the Community Center and Gym to include an indoor pool; (c) expansion of the existing Maxwell Center and parking lot; (d) renovation of baseball fields including but not limited to the Spencerview sports complex (Durant Fields); (e) renovation of the girls softball facilities at the Youth Sports Complex; (f) development of soccer fields; and (g) the development of hike and bike trails.

The dedicated one-half of one percent sales and use tax became effective on October 1, 2015 and the first sales tax receipts for the Corporation were received in December 2015.

**CITY OF DEER PARK  
2017-2018 ANNUAL BUDGET  
DEER PARK COMMUNITY DEVELOPMENT CORPORATION (DPCDC)**

**REVENUE SUMMARY**

DESCRIPTION	ACTUAL 15-16	BUDGET 16-17	ESTIMATED 16-17	PROJECTED 17-18
Tax Revenue	\$ 3,271,782	\$ 2,400,000	\$ 3,200,000	\$ 2,700,000
Other Revenue	513	3,600	1,000	900
Prior Year Revenue	-	<u>892,996</u>	<u>480,436</u>	-
<b>Total Revenue</b>	<b><u>\$ 3,272,295</u></b>	<b><u>\$ 3,296,596</u></b>	<b><u>\$ 3,681,436</u></b>	<b><u>\$ 2,700,900</u></b>

**CITY OF DEER PARK  
2017-2018 ANNUAL BUDGET  
DEER PARK COMMUNITY DEVELOPMENT CORPORATION (DPCDC)**

DESCRIPTION	ACTUAL 15-16	BUDGET 16-17	ESTIMATED 16-17	PROJECTED 17-18
<b><u>3100 TAX REVENUE</u></b>				
3120 Sales Tax Revenue	<u>\$ 3,271,782</u>	<u>\$ 2,400,000</u>	<u>\$ 3,200,000</u>	<u>\$ 2,700,000</u>
<b>Total Tax Revenue</b>	<b><u>3,271,782</u></b>	<b><u>2,400,000</u></b>	<b><u>3,200,000</u></b>	<b><u>2,700,000</u></b>
<b><u>3600 OTHER REVENUE</u></b>				
3620 Investment Revenue	<u>513</u>	<u>3,600</u>	<u>1,000</u>	<u>900</u>
<b>Total Other Revenue</b>	<b><u>513</u></b>	<b><u>3,600</u></b>	<b><u>1,000</u></b>	<b><u>900</u></b>
<b>Prior Year Revenue</b>	<b><u>-</u></b>	<b><u>892,996</u></b>	<b><u>480,436</u></b>	<b><u>-</u></b>
<b>TOTAL REVENUE</b>	<b><u>\$ 3,272,295</u></b>	<b><u>\$ 3,296,596</u></b>	<b><u>\$ 3,681,436</u></b>	<b><u>\$ 2,700,900</u></b>

**CITY OF DEER PARK  
 2017-2018 ANNUAL BUDGET  
 DEER PARK COMMUNITY DEVELOPMENT CORPORATION (DPCDC)  
 EXPENDITURE SUMMARY**

DEPARTMENT	ACTUAL 15-16	BUDGET 16-17	ESTIMATED 16-17	ADOPTED 17-18
Total DPCDC Services	\$ 229,606	\$ 3,296,596	\$ 3,681,436	\$ 2,700,900
<b>TOTAL EXPENDITURES</b>	<b><u>\$ 229,606</u></b>	<b><u>\$ 3,296,596</u></b>	<b><u>\$ 3,681,436</u></b>	<b><u>\$ 2,700,900</u></b>

**CITY OF DEER PARK  
2017-2018 ANNUAL BUDGET  
DEER PARK COMMUNITY DEVELOPMENT CORPORATION (DPCDC)**

**EXPENDITURE SUMMARY**

DESCRIPTION	ACTUAL 15-16	BUDGET 16-17	ESTIMATED 16-17	ADOPTED 17-18
Services	\$ -	\$ 4,400	\$ 3,600	\$ 4,400
Supplies	11	1,500	25	1,500
Other Operating Expenditures	<u>229,595</u>	<u>3,290,696</u>	<u>3,677,811</u>	<u>2,695,000</u>
<b>Total Expenditures</b>	<b><u>\$ 229,606</u></b>	<b><u>\$ 3,296,596</u></b>	<b><u>\$ 3,681,436</u></b>	<b><u>\$ 2,700,900</u></b>

**PROGRAM DESCRIPTION**

Chapter 505 of the Texas Local Government Code authorizes the use of Type B economic development sales tax for public park purposes and events through a development corporation appointed by City Council. The DPCDC is a Type B Corporation, and in accordance with state law, the City has adopted a 0.50% sales tax to fund the projects approved by the voters on May 9, 2015.

**CITY OF DEER PARK  
2017-2018 ANNUAL BUDGET  
DEER PARK COMMUNITY DEVELOPMENT CORPORATION (DPCDC)**

DESCRIPTION	ACTUAL 15-16	BUDGET 16-17	ESTIMATED 16-17	ADOPTED 17-18
<b><u>4200 SERVICES</u></b>				
4201 Public Notices	\$ -	\$ 1,900	\$ 1,600	\$ 1,900
4239 Audit Fee	-	2,000	2,000	2,000
4250 Training & Travel	-	500	-	500
4252 Dues & Fees	-	-	-	-
<b>Total Services</b>	<b>-</b>	<b>4,400</b>	<b>3,600</b>	<b>4,400</b>
<b><u>4300 SUPPLIES</u></b>				
4301 Office Supplies	-	100	-	100
4305 Printing	-	1,300	-	1,300
4307 Postage	11	100	25	100
<b>Total Supplies</b>	<b>11</b>	<b>1,500</b>	<b>25</b>	<b>1,500</b>
<b><u>4500 OTHER OPERATING EXP.</u></b>				
4525 Other Bond Related Fees	80,095	23,500	55,970	118,000
4530 Operating Transfers	87,231	3,267,196	2,184,110	2,394,362
4591 Pay-As-You-Go	62,269	-	1,437,731	182,638
<b>Total Operating Transfers</b>	<b>229,595</b>	<b>3,290,696</b>	<b>3,677,811</b>	<b>2,695,000</b>
<b>TOTAL EXPENDITURES</b>	<b>\$ 229,606</b>	<b>\$ 3,296,596</b>	<b>\$ 3,681,436</b>	<b>\$ 2,700,900</b>



**DEER PARK COMMUNITY DEVELOPMENT CORPORATION (DPCDC)  
2017-2018 ANNUAL BUDGET  
ANNUAL DEBT SERVICE PAYMENTS**

**CERTIFICATES OF OBLIGATION, SERIES 2016  
(Issued by the City of Deer Park)  
\$9,450,000 dated February 16, 2016  
Interest Rate: 1.59%**

<u>DUE IN FISCAL YEAR</u>	<u>INTEREST RATE</u>	<u>DUE MAR. 15</u>		<u>DUE SEP. 15</u>	<u>ANNUAL TOTAL</u>
		<u>PRINCIPAL</u>	<u>INTEREST</u>	<u>INTEREST</u>	
2018	4.250%	\$ 1,780,000.00	\$ 59,068.50	\$ 44,917.50	\$ 1,883,986.00
2019	4.250%	665,000.00	44,917.50	39,630.75	749,548.25
2020	4.250%	680,000.00	39,630.75	34,224.75	753,855.50
2021	4.250%	690,000.00	34,224.75	28,739.25	752,964.00
2022	4.250%	700,000.00	28,739.25	23,174.25	751,913.50
2023	4.250%	710,000.00	23,174.25	17,529.75	750,704.00
2024	4.250%	725,000.00	17,529.75	11,766.00	754,295.75
2025	4.250%	735,000.00	11,766.00	5,922.75	752,688.75
2026	4.250%	745,000.00	5,922.75	-	750,922.75
TOTAL		<u>\$ 7,430,000.00</u>	<u>\$ 264,973.50</u>	<u>\$ 205,905.00</u>	<u>\$ 7,900,878.50</u>

**DEER PARK COMMUNITY DEVELOPMENT CORPORATION (DPCDC)**  
**2017-2018 ANNUAL BUDGET**  
**ANNUAL DEBT SERVICE PAYMENTS**

**CERTIFICATES OF OBLIGATION, SERIES 2017**  
**(Issued by the City of Deer Park)**  
**\$2,700,000 dated February 14, 2017**  
**Interest Rate: 1.89%**

<u>DUE IN</u> <u>FISCAL YEAR</u>	<u>INTEREST</u> <u>RATE</u>	<u>DUE MAR. 15</u>		<u>DUE SEP. 15</u>	<u>ANNUAL</u> <u>TOTAL</u>
		<u>PRINCIPAL</u>	<u>INTEREST</u>	<u>INTEREST</u>	
2018	1.890%	\$ 60,000.00	\$ 25,515.00	\$ 24,948.00	\$ 110,463.00
2019	1.890%	420,000.00	24,948.00	20,979.00	465,927.00
2020	1.890%	425,000.00	20,979.00	16,962.75	462,941.75
2021	1.890%	435,000.00	16,962.75	12,852.00	464,814.75
2022	1.890%	445,000.00	12,852.00	8,646.75	466,498.75
2023	1.890%	455,000.00	8,646.75	4,347.00	467,993.75
2024	1.890%	460,000.00	4,347.00	-	464,347.00
TOTAL		<u>\$ 2,700,000.00</u>	<u>\$ 114,250.50</u>	<u>\$ 88,735.50</u>	<u>\$ 2,902,986.00</u>

**CITY OF DEER PARK  
2017-2018 ANNUAL BUDGET  
ANNUAL DEBT SERVICE PAYMENTS**

**PROPOSED CERTIFICATES OF OBLIGATION, SERIES 2018**

**(To be issued by the City of Deer Park)**

**\$5,850,000 dated February 13, 2018**

**Interest Rate: 3.50%**

<u>DUE IN FISCAL YEAR</u>	<u>INTEREST RATE</u>	<u>DUE MAR. 15</u>		<u>DUE SEP. 15</u>	<u>ANNUAL TOTAL</u>
		<u>PRINCIPAL</u>	<u>INTEREST</u>	<u>INTEREST</u>	
2018	3.500%	\$ 260,000.00	\$ 42,088.00	\$ 97,825.00	\$ 399,913.00
2019	3.500%	1,005,000.00	97,825.00	80,237.50	1,183,062.50
2020	3.500%	1,040,000.00	80,237.50	62,037.50	1,182,275.00
2021	3.500%	1,075,000.00	62,037.50	43,225.00	1,180,262.50
2022	3.500%	1,215,000.00	43,225.00	21,962.50	1,280,187.50
2023	3.500%	<u>1,255,000.00</u>	<u>21,962.50</u>	-	<u>1,276,962.50</u>
TOTAL		<u>\$ 5,850,000.00</u>	<u>\$ 347,375.50</u>	<u>\$ 305,287.50</u>	<u>\$ 6,502,663.00</u>

This debt represents the final portion of the second of two issuances approved for the Deer Park Community Development Corporation, and is being issued to fund renovations and expansion of the Community Center and Gym. This issuance will be handled via private placement following a competitive bidding process.

CITY OF DEER PARK  
 2017 - 2018 ANNUAL BUDGET  
 CHAPTER 380 (TAX ABATEMENT) FUND REVENUES & RESOURCES

DESCRIPTION	ACTUAL 15-16	BUDGET 16-17	ESTIMATED 16-17	PROJECTED 17-18
<b><u>Other Revenue</u></b>				
3620 Investment Revenue	\$ -	\$ -	\$ -	\$ -
3640 Transfer from General Fund	-	-	400,000	-
<b>Total Other Revenue</b>	<b>-</b>	<b>-</b>	<b>400,000</b>	<b>-</b>
<b>Total Current Revenue</b>	<b>-</b>	<b>-</b>	<b>400,000</b>	<b>-</b>
<b>Prior Year Revenue</b>	<b>-</b>	<b>-</b>	<b>-</b>	<b>400,000</b>
<b>Total Revenue</b>	<b>\$ -</b>	<b>\$ -</b>	<b>\$ 400,000</b>	<b>\$ 400,000</b>

**CITY OF DEER PARK  
2017-2018 ANNUAL BUDGET  
CHAPTER 380 (TAX ABATEMENT) FUND EXPENDITURE SUMMARY**

<b>DEPARTMENT</b>	<b>ACTUAL 15-16</b>	<b>BUDGET 16-17</b>	<b>ESTIMATED 16-17</b>	<b>ADOPTED 17-18</b>
Chapter 380 (Tax Abatement) Fund	\$ -	\$ -	\$ -	\$ 400,000
<b>TOTAL EXPENDITURES</b>	<b><u>\$ -</u></b>	<b><u>\$ -</u></b>	<b><u>\$ -</u></b>	<b><u>\$ 400,000</u></b>

**CITY OF DEER PARK  
CHAPTER 380 (TAX ABATEMENT) FUND  
2017-2018 ANNUAL BUDGET**

**EXPENDITURE SUMMARY**

DESCRIPTION	ACTUAL 15-16	BUDGET 16-17	ESTIMATED 16-17	ADOPTED 17-18
Other Operating Expenditures	\$ -	\$ -	\$ -	\$ 400,000
<b>Total Expenditures</b>	<b>\$ -</b>	<b>\$ -</b>	<b>\$ -</b>	<b>\$ 400,000</b>

**PROGRAM DESCRIPTION**

In accordance with Article III, Chapter 52-a of the Texas Constitution and Chapter 380 of the Texas Local Government Code, the City has the authority to establish a program to make grants of public funds for the purposes of promoting local economic development and stimulating business and commercial activity and job creation within the City. The Chapter 380 (Tax Abatement) Fund reflects transfers under any Chapter 380 Economic Development Program Agreement. Under such an agreement, the City shall use available revenues derived from increases in sales and ad valorem (property) taxes generated from the development project(s) to provide a 380 grant through performance reimbursements to the developer(s).

**CITY OF DEER PARK  
CHAPTER 380 (TAX ABATEMENT) FUND  
2017-2018 ANNUAL BUDGET**

DESCRIPTION	ACTUAL 15-16	BUDGET 16-17	ESTIMATED 16-17	ADOPTED 17-18
<b><u>4500 OTHER OPERATING EXP.</u></b>				
4599 Misc. Operating Expenditures	\$ -	\$ -	\$ -	\$ 400,000
<b>Total Other Operating Expenditures</b>	<u>-</u>	<u>-</u>	<u>-</u>	<u>400,000</u>
<b>TOTAL EXPENDITURES</b>	<u>\$ -</u>	<u>\$ -</u>	<u>\$ -</u>	<u>\$ 400,000</u>